



Universidade Federal do Rio de Janeiro

Planejamento de Fármacos

XIV Semana de Química *Professor Edson Rodrigues:*
Ano Internacional da Química

Instituto de Química de São Carlos – USP



Parte 1



Eliezer J. Barreiro

Professor Titular

Universidade Federal do Rio de Janeiro



Laboratório de Avaliação e Síntese de Substâncias Bioativas

<http://www.farmacia.ufrj.br/lassbio>

Instituto Nacional de Ciência e Tecnologia em Fármacos e
Medicamentos – INCT-INOVAR

Programa de Desenvolvimento de Fármacos – ICB-UFRJ



O fármaco...



É o fármaco formulado galenicamente...



O que é um fármaco ?

• **Fármaco...**

- É uma substância orgânica (> 99%) com propriedades farmacoterapêuticas para uso médico, capaz de recuperar, promover, manter ou preservar o estado de Saúde;
- Tem elevada eficácia para o alvo terapêutico (PD);
- Não tóxico;
- Potente *in vivo* com boa biodisponibilidade: ativo em doses baixas, usado por oral em dose-única ao dia;
- Bem absorvido e estável metabolicamente (PK):
 - Propriedades físico-químicas críticas para a atividade do fármaco por via oral: solubilidade, boa partição passiva membrana/água, peso molecular, ligações-H;
- Proteção intelectual (*i.e.* patenteável = conteúdo inventivo);
- Acessível sinteticamente em custos aceitáveis (*scale-up*);
- Tem aplicação médica segura & inovadora (?);

- **... as propriedades moleculares dos fármacos são objeto do estudo da**

Química Medicinal

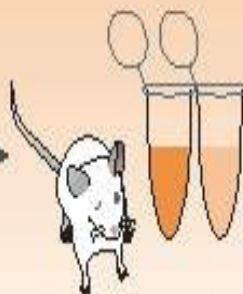
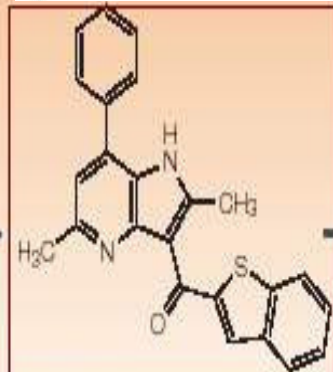


Preclinical studies

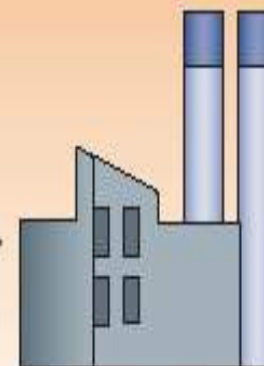
Química Medicinal



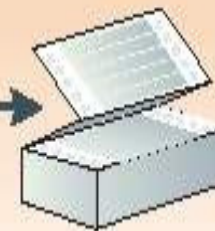
Research team formed and objectives set



Chemicals tested for efficacy and safety in test tubes and animals. Results used to choose drug candidate.




Formulation, stability scale-up synthesis, chronic safety in animals



Company files Investigational New Drug (IND) application with FDA

Clinical studies



O processo do desenvolvimento de novos fármacos é complexo...



Drug is approved for marketing

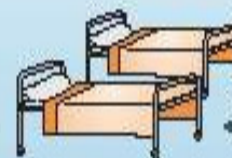
ANVISA

FDA

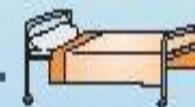
FDA reviews NDA



Company files New Drug Application (NDA)



Phase III: large clinical trials in many patients



Phase II: studies in patients (efficacy)



Phase I: studies in healthy humans (toleration)





“ ...medicinal chemists today live in exciting times...
their work can have a beneficial effect on millions of
suffering patients – surely an important motivating
factor for any scientist...”



Joseph G. Lombardino

The Role of the Medicinal Chemist in Drug Discovery – Then and Now,

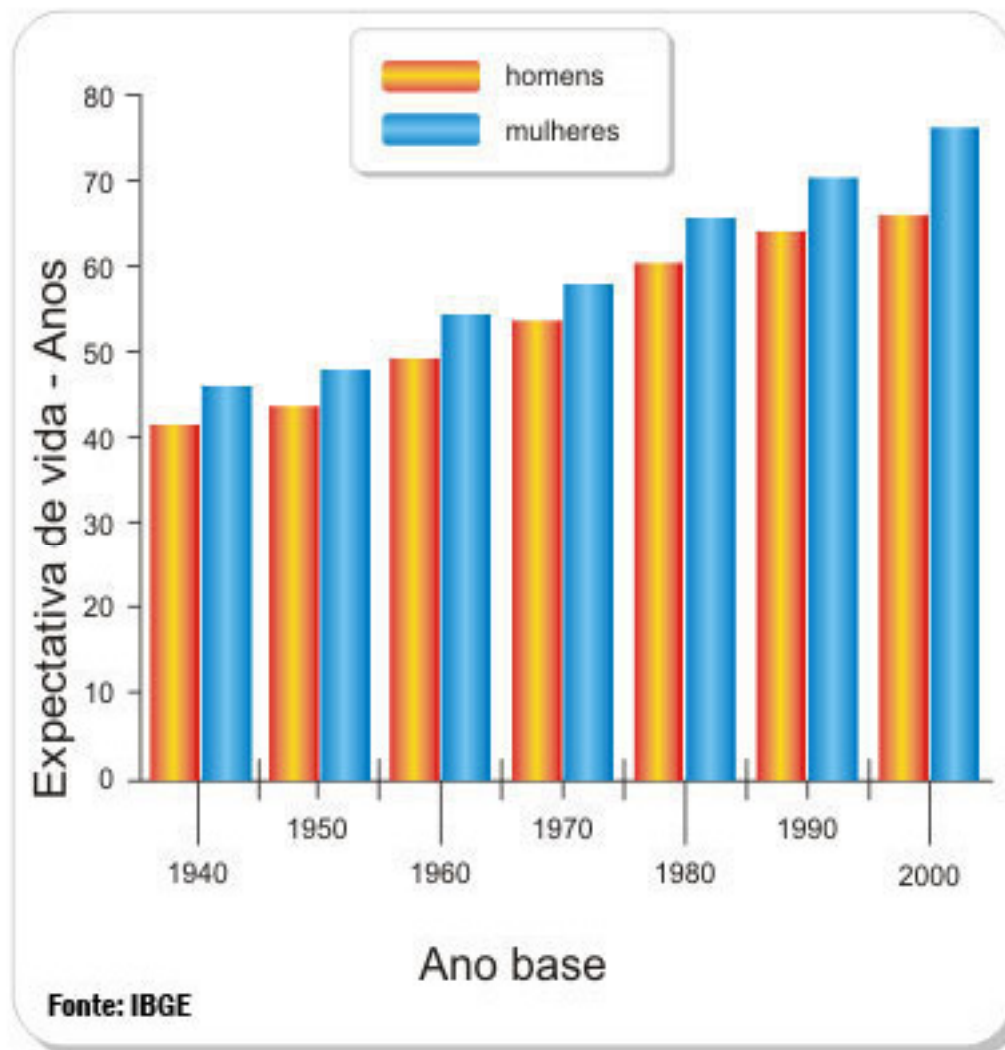
Nature Rev. Drug Disc. 2004, 3, 853.



Aumento na expectativa de vida...



<http://clubeficaz.com.br/clubes/vivasauda/files/2008/12/idosos-291x300.jpg>

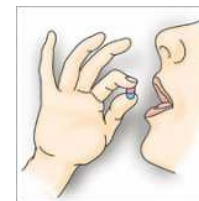


...os fármacos tem muito a ver com isso!



Química Medicinal

A Química Medicinal estuda as razões moleculares da ação dos fármacos, sua descoberta/invenção empregando abordagens e estratégias interativas multidisciplinares.





Universidade Federal do Rio de Janeiro




Os pioneiros



Química
Medicinal



O berço da Química Medicinal

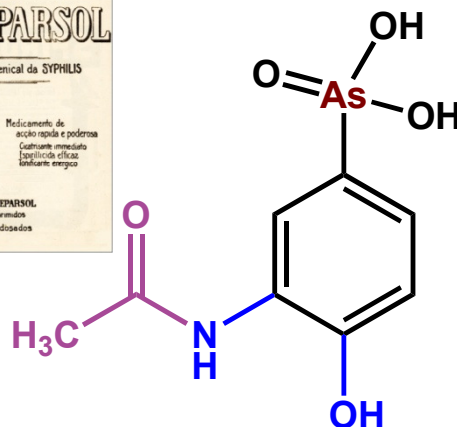


Ernest Fourneau
1872-1949



Stovarsol

CAS 97-44-9



Institut Pasteur (1887)

1911- Laboratoire de Chimie Thérapeutique

Institut Pasteur (Emile Roux)

1911-1944 – Jacques Tréfouël (1897-1977)
 Thérèze Tréfouël (1892-1978)
 Germaine Benoit (1901-1983)
 Federico Nitti (1903-1947)



Daniel Bovet
1907-1992 *


* Farmacêutico suíço
Doutor *h.c.* UFRJ

Prêmio Nobel de
Fisiologia/Medicina
1957



Sulfonamidas,
anti-histamínicos.
Curare: SAR

J-P Fourneau, « Ernest Fourneau fondateur de la Chimie Pharmaceutique française », *Revue de l'Histoire de la Pharmacie*, t.XXXIV, n° 275, 335-355





Química Medicinal

Prof. Alfred Burger

(1904-2000)

University of Virginia
EUA



II = 5,207

1958 – cria o Journal of the Medicinal and Pharmaceutical Chemistry → depois Journal of Medicinal Chemistry

“An Editor’s Commentary on the Birth of a Journal”
J. Med. Chem. **1991**, *34*, 2-6

1978 - GlaxoSmithKline cria com ACS o “Alfred Burger Award” em Química Medicinal
T. Y. Shen - inventor da indometacina (1962)



“...The unprecedented increase in human life expectancy, which has almost doubled in a hundred years, is mainly due to drugs and to those who discovered them.”

Química
Medicinal

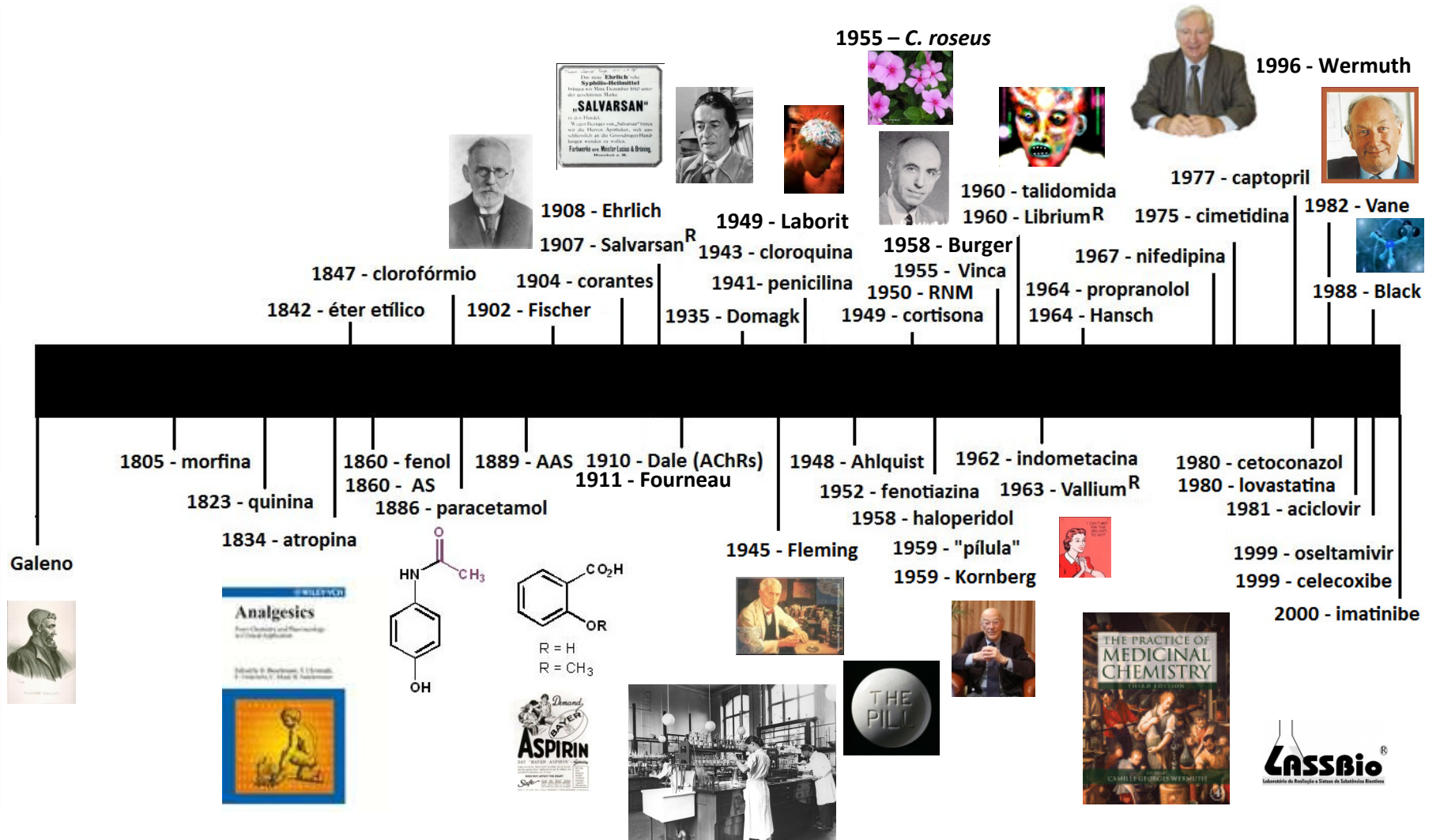


Alfred Burger

em “The practice of medicinal chemistry”, Wiley, 1970, p. 4.



Cronologia histórica da **Química Medicinal**





Universidade Federal do Rio de Janeiro



Os fármacos e o Prêmio Nobel



Química
e Medicinal




Emil Fischer

1852-1919

1902



Lock & Key



Robert Koch

1843-1910

1905


Os fármacos e o Nobel !



Paul Ehrlich

1854-1915

1908




P. Ehrlich, *Chemotherapeutics: scientific principles, methods and results*. *Lancet* 1913, **2**, 445



Os fármacos e o Nobel !



1982



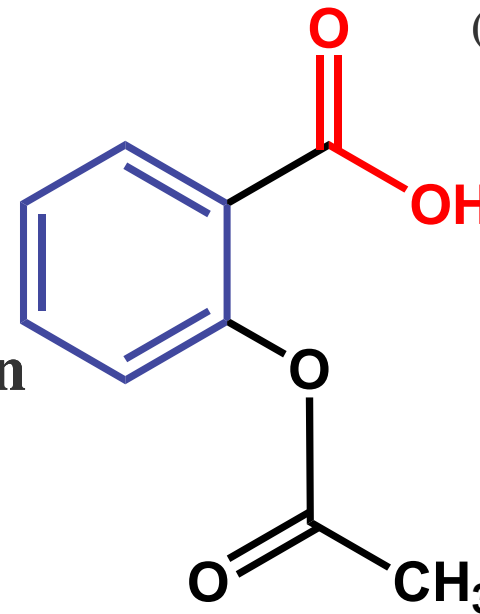
John R. Vane
(1927-2004)



Sune K. Bergström
(1916-2004)



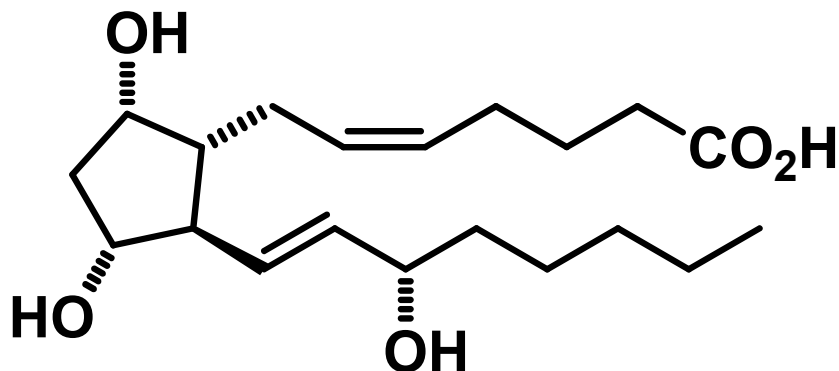
Bengt I. Samuelsson
(1934-



1982 – AAS

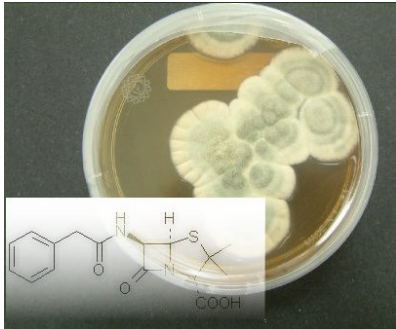
$C_9H_8O_4$

Prostaglandina $F_{2\alpha}$





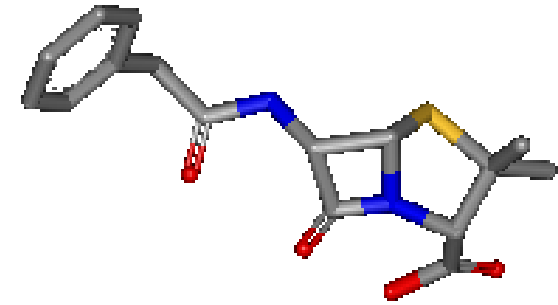
Os fármacos e o Nobel !



■ 196 pesquisadores
ganharam o Prêmio
Nobel de Medicina
(1901-2010)



Alexander Fleming
1881-1955



Penicilina



Howard W. Florey
1898-1968



<http://nobelprize.org>

1945



Ernest B. Chain
1906-1979



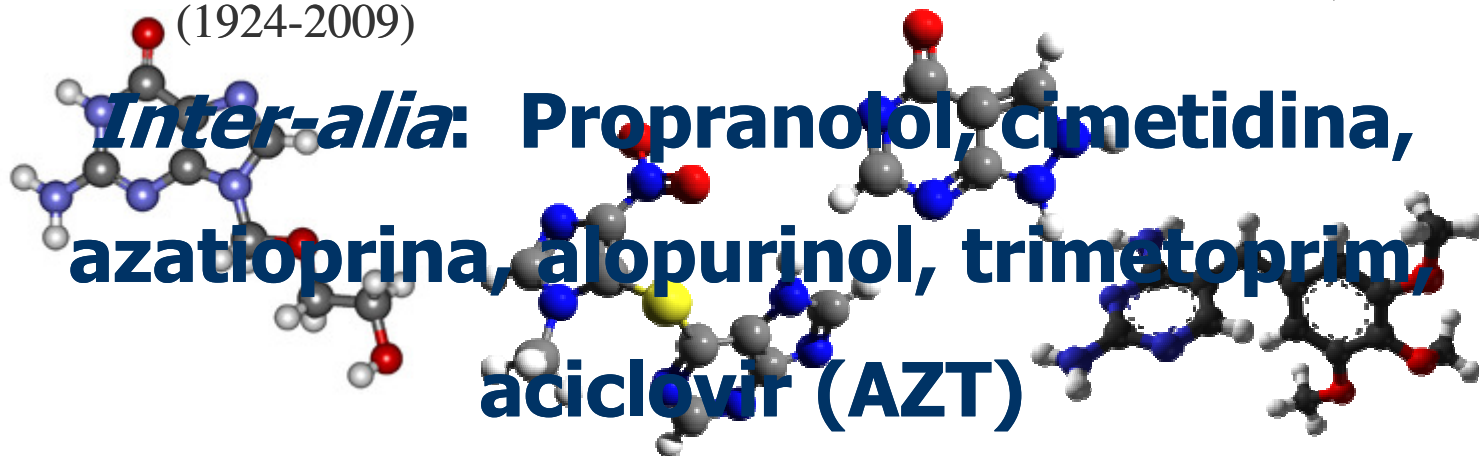
“for their discoveries of important principles for drug treatment”




James W. Black
(1924-2009)



George Hitchings **Gertrude B. Elion**
(1905-1998) (1918-1999)



1988



Arthur Kornberg
1918-2007

FORUM

Prêmio Nobel, 1959




The Two Cultures: Chemistry and Biology¹

Arthur Kornberg

Department of Biochemistry, Stanford University, Stanford, California 94305

Received July 14, 1987



“Much of life can be understood in rational terms if expressed in the language of chemistry... the historical roots of chemistry and biology are intertwined in many places...




Pharmaceutical chemistry was until recently the bastion of organic chemistry... in the search for alternative or superior drugs for the treatment of various diseases...”



University of Stanford

Química Medicinal



Biochemistry 1987, 26, 6888-6891


Slide 18

EJB3

Kornberg definiu as bases da interdisciplinaridade das ciências dos fármacos quando antecipou a necessidade de aproximar-se a Química e a Biologia.

Eliezer J. Barreiro; 04/03/2010

Os fármacos e o Nobel !



Francis Crick and James Watson in Cambridge, England, 1953
(Courtesy of the James D. Watson Special Collection, Cold Spring Harbor Laboratory Archives.
From Watson J.D. 1968, *The Double Helix*. Atheneum Press, New York.)

O físico Crick & biólogo Watson

J. D. Watson & F. H. C. Crick, Nature 1953, **171**, 737–738



1962



Maurice H. F. Wilkins

Interdisciplinaridade

Slide 19

EJB4

Exemplos de extraordinárias conquistas do conhecimento humano deveram-se às associações de capacidades e competências complementares, essenciais à sua consecução: e.g. DNA em publicação de apenas 2 páginas em prestigioso periódico científico que resultou, décadas depois, na era ômica.


JD Watson & FHC Crick, *Nature*, 1953, 171, 737-738

Eliezer J. Barreiro; 04/03/2010

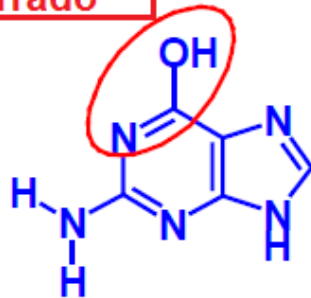


The Discovery of the DNA Double Helix

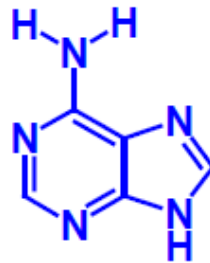
Summer 1952: Erwin Chargaff criticizes that Francis Crick and James Watson are ignorant about the structures of the bases



tautômero
errado

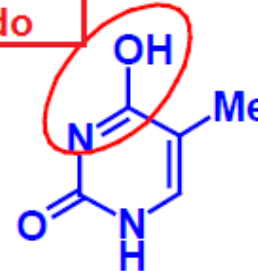


guanine

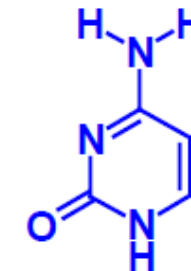


adenine


tautômero
errado



thymine



cytosine



J. N. Davidson, *The Biochemistry of Nucleic Acids*, London, 1950

early 1953: Pauling publishes a DNA model with a phosphate core

February 27, 1953: Jerry Donohue corrects the formulas of the bases

February 28, 1953: Watson and Crick derive the correct DNA model

April 02, 1953: Manuscript sent to Nature; published April 25, 1953

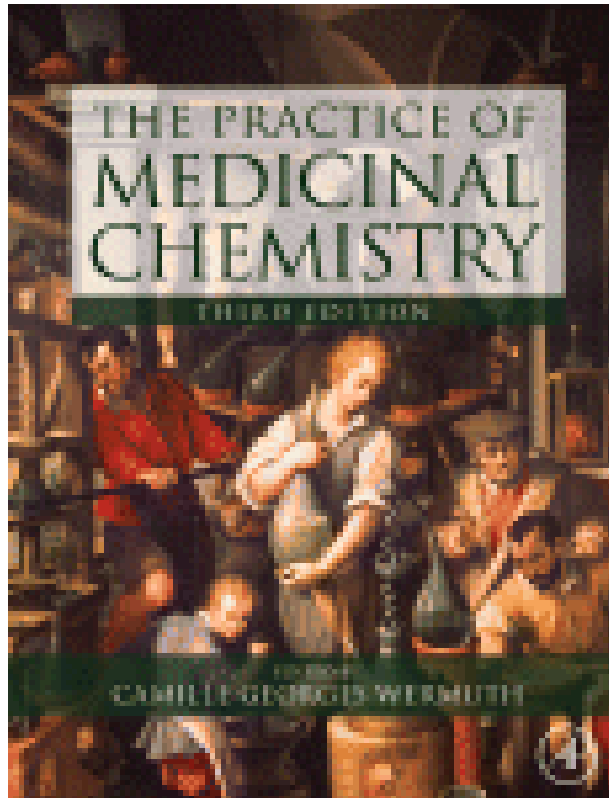
cited from: J. Watson and A. Berry, *DNA. The Secret of Life*, 2003

Vide: H. Kubinyi, Drug research: myths, hype and reality, *Nature Rev Drug Discov* 2003, 2, 665



m e d
Química Farmacêutica Medicinal
chem





Parte 1

H. Kubinyi Ed. Section


Capítulo 1

François Chast

A history of drug
discovery






A origem dos fármacos: O Papel dos Produtos Naturais



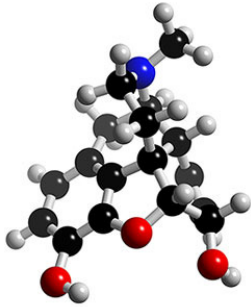
Capítulo 2

diversidade de quimiotipos



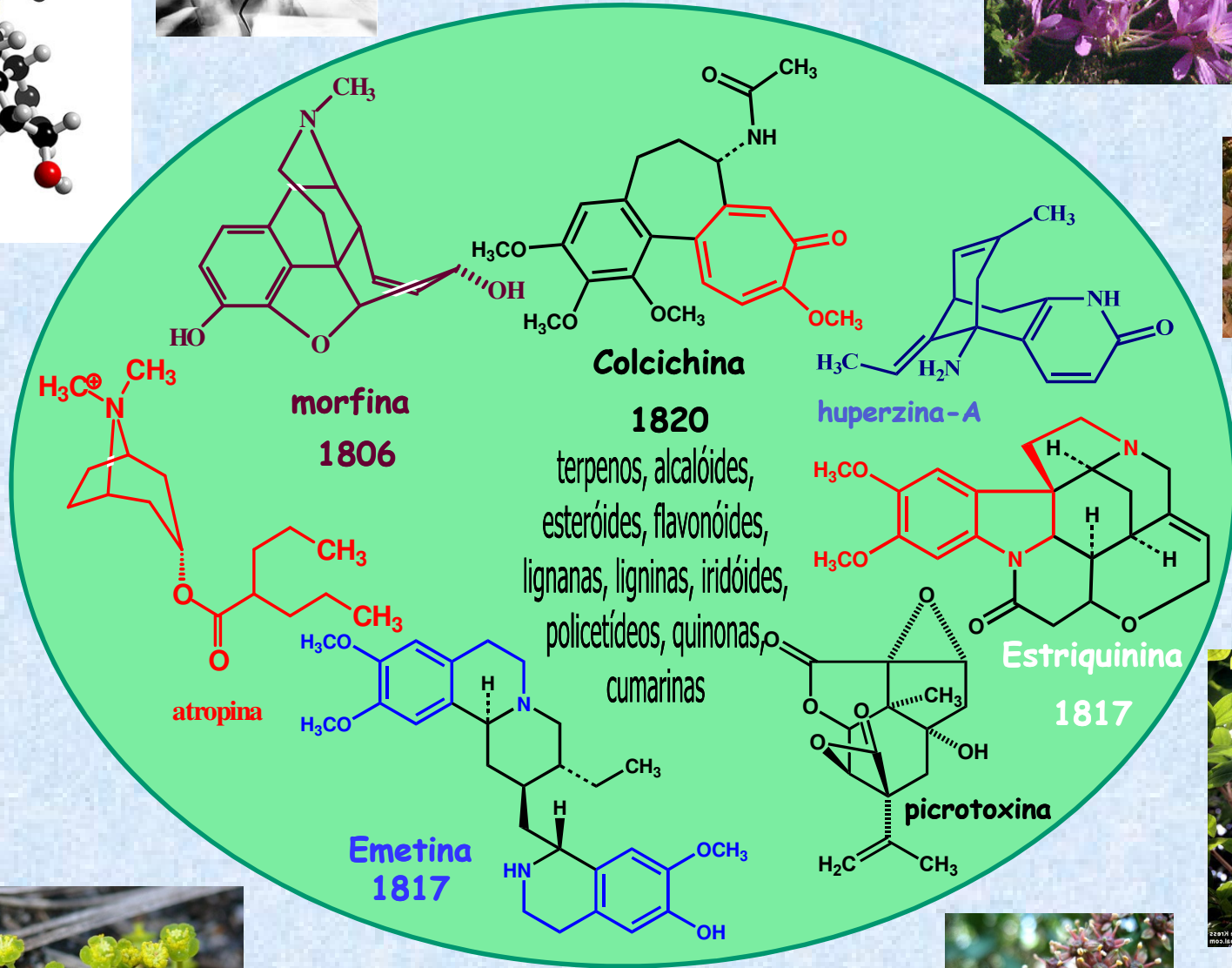
monoterpenos, diterpenos, triterpenos,
sesquiterpenos, alcalóides,
esteróides, flavonóides, lignanas,
neolignanas, iridoides,



Quimiodiversidade

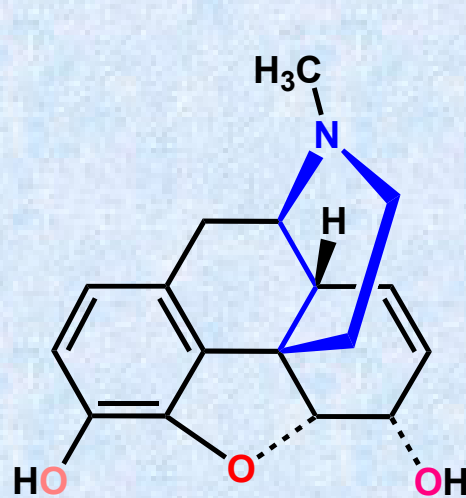


Quimiodiversidade

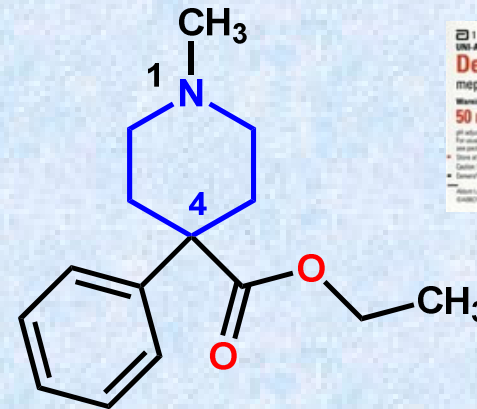




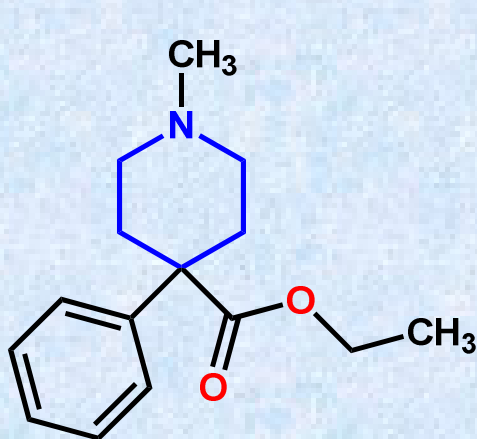
Da morfina aos hipno-analgésicos sintéticos



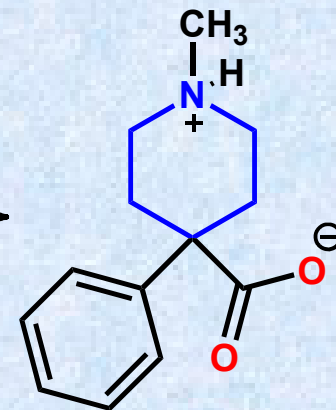
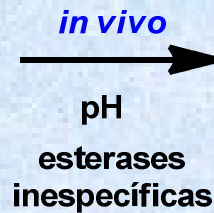
morfina



4-fenilpiperidinas

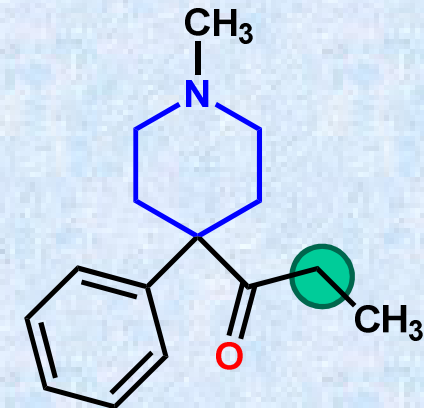
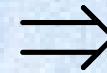


4-fenilpiperidinas

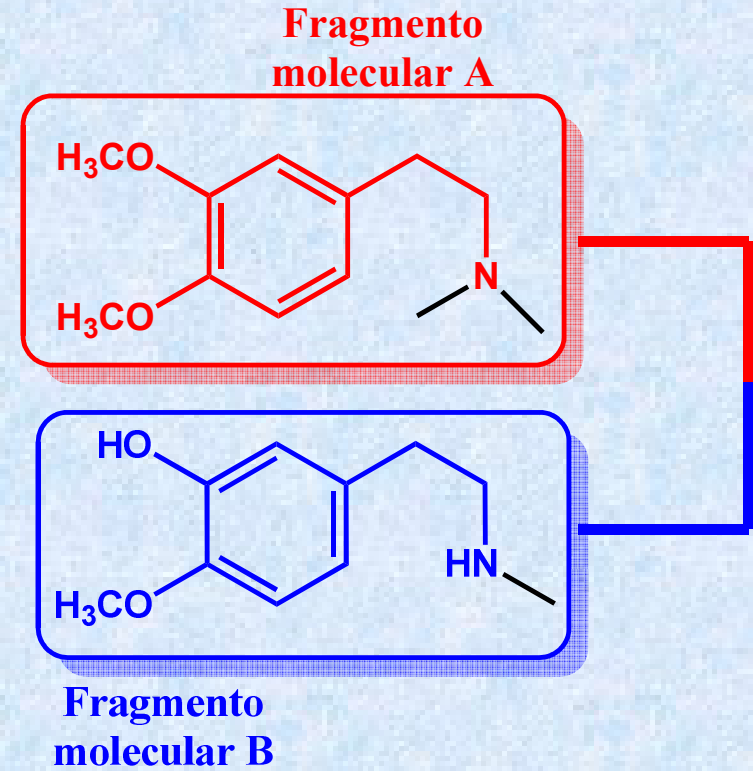
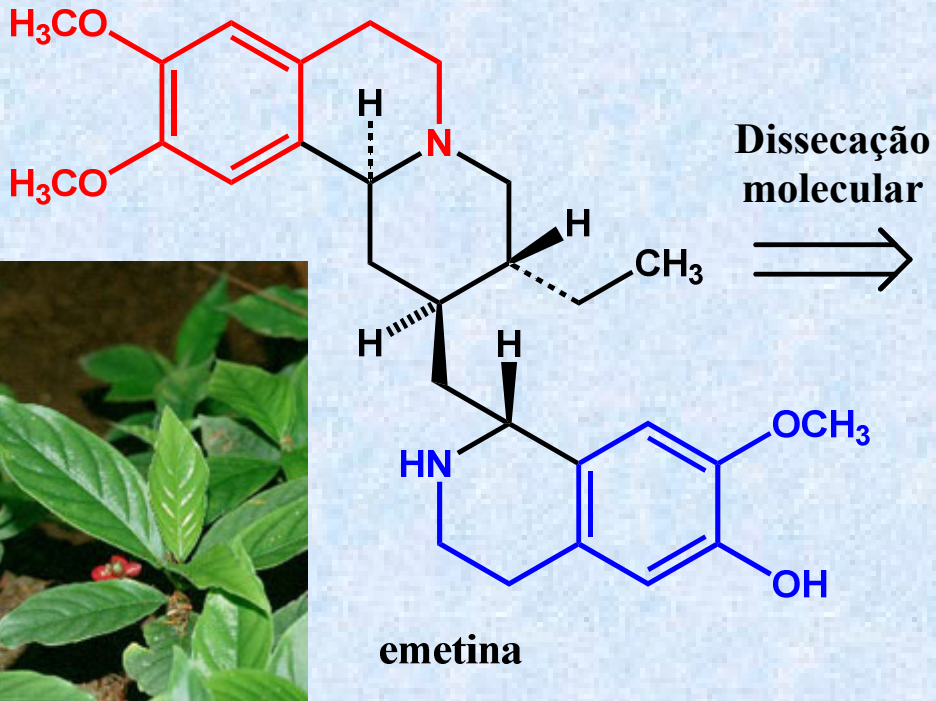


<< ClogP = 2,03 (calc.)

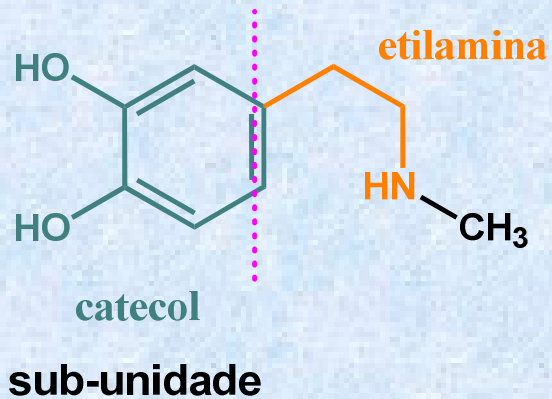
“zwiterium”



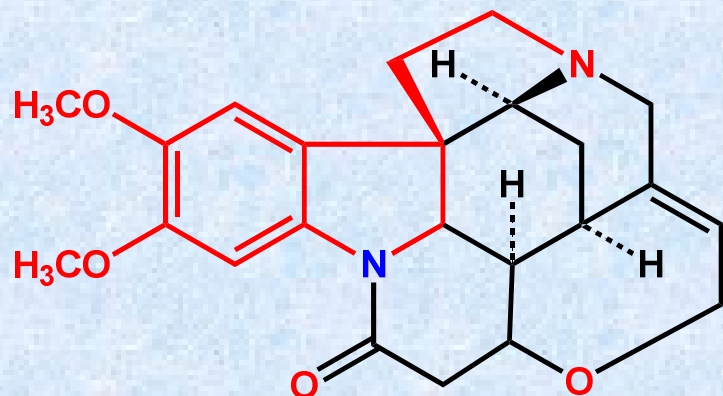
2ª geração



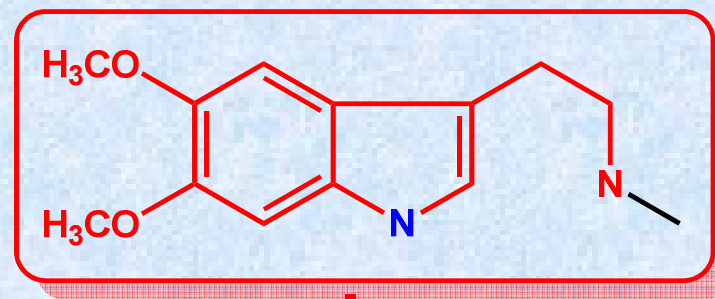

Similaridade molecular sub-unidade



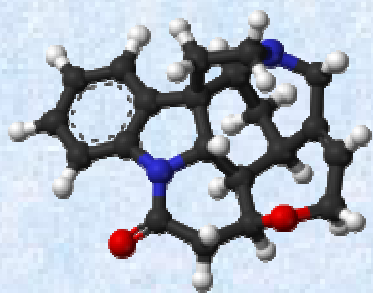
Biorreceptores adrenérgicos



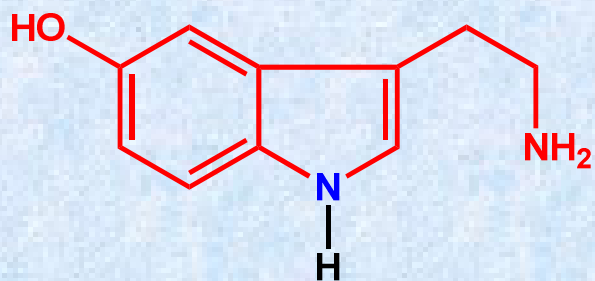
Dissecação molecular




estriquinina



Similaridade molecular



Serotonina



Biorreceptores serotoninérgicos

Biorreceptores acetilcolina

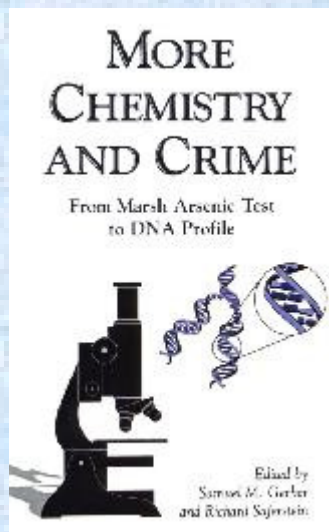

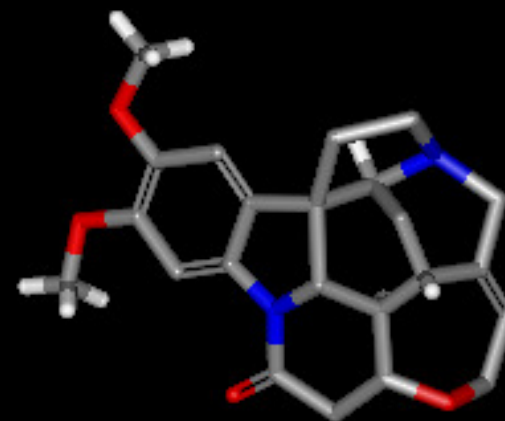


Moléculas mortais

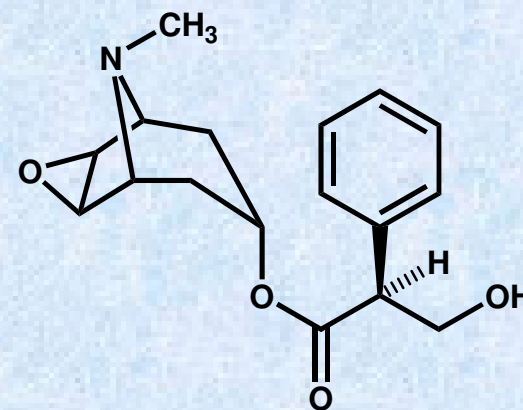


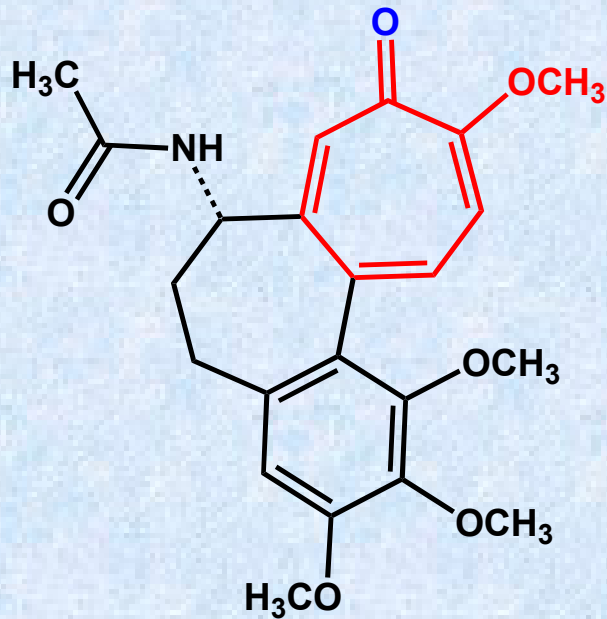
Strychnos nux vomica

Estriquinina



Escopolamina

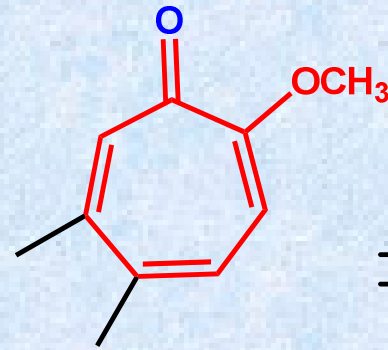




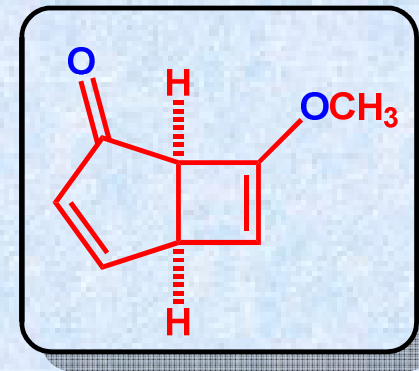
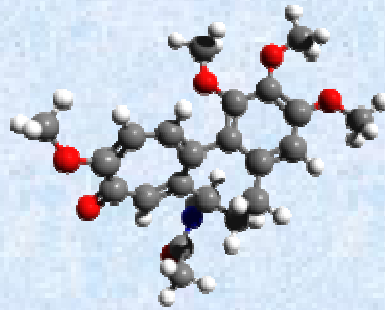
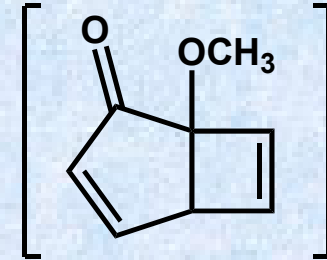

colchicina

Inibidor de tubulina

Dissecação
molecular



2-metoxitropolona



biciclo[3.2.2]heptano

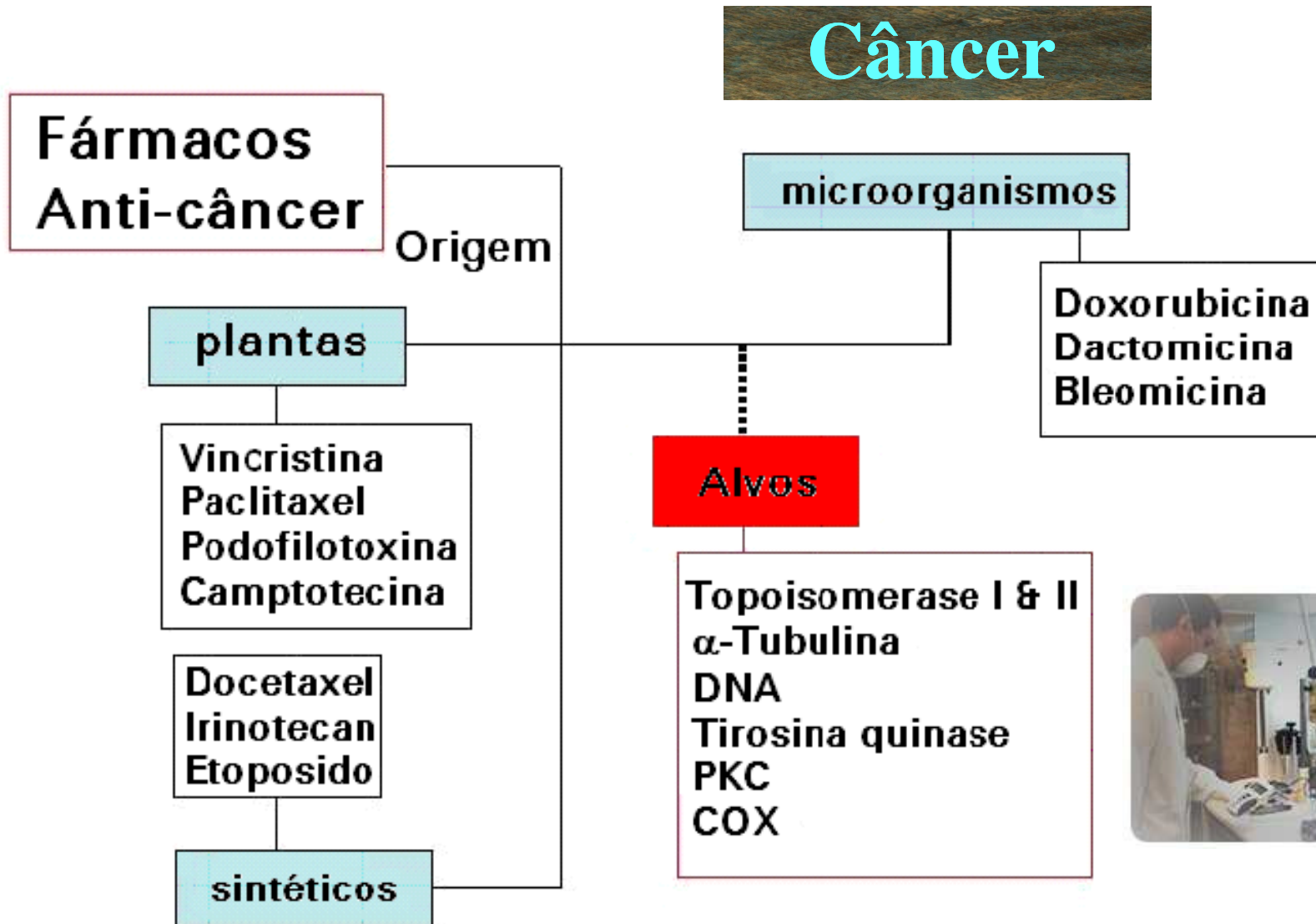
fotossensibilizante



Colchicum autumnale

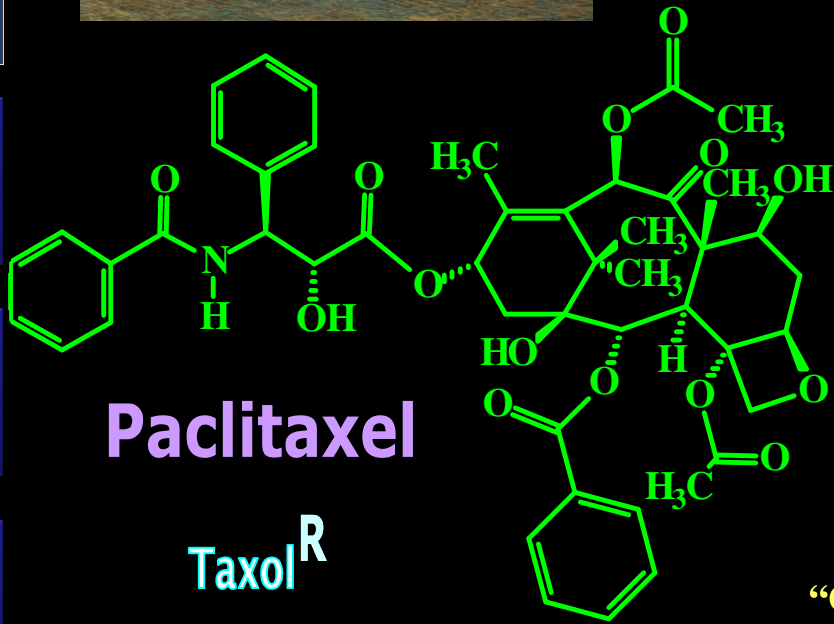


Produtos naturais com propriedades anti-câncer







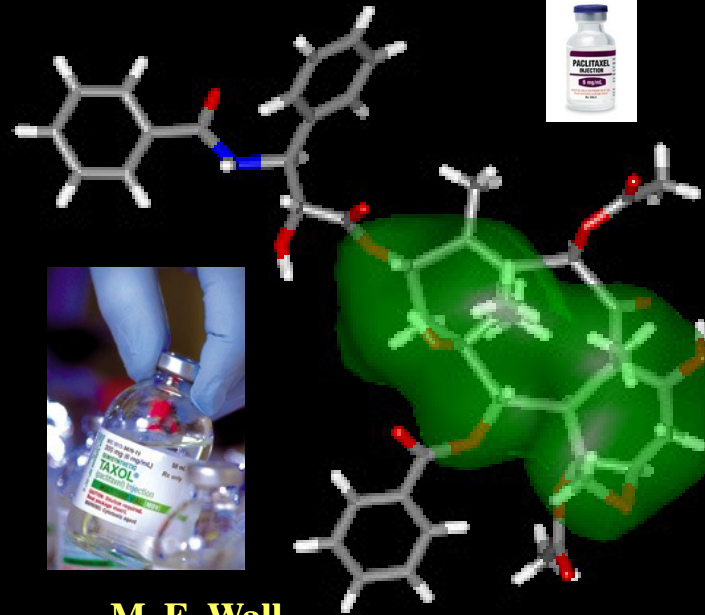
Câncer



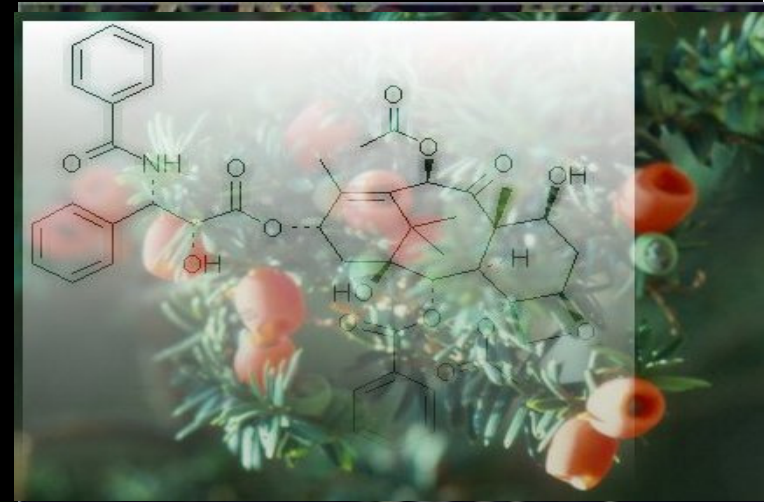
M. C. Wani *et al.*, J. Am. Chem. Soc. 1971, 93, 2325
 Res. Triangle Park, 1967



M. E. Wall & M. C. Wani
 1996 - National Cancer Institute
 Award of Recognition



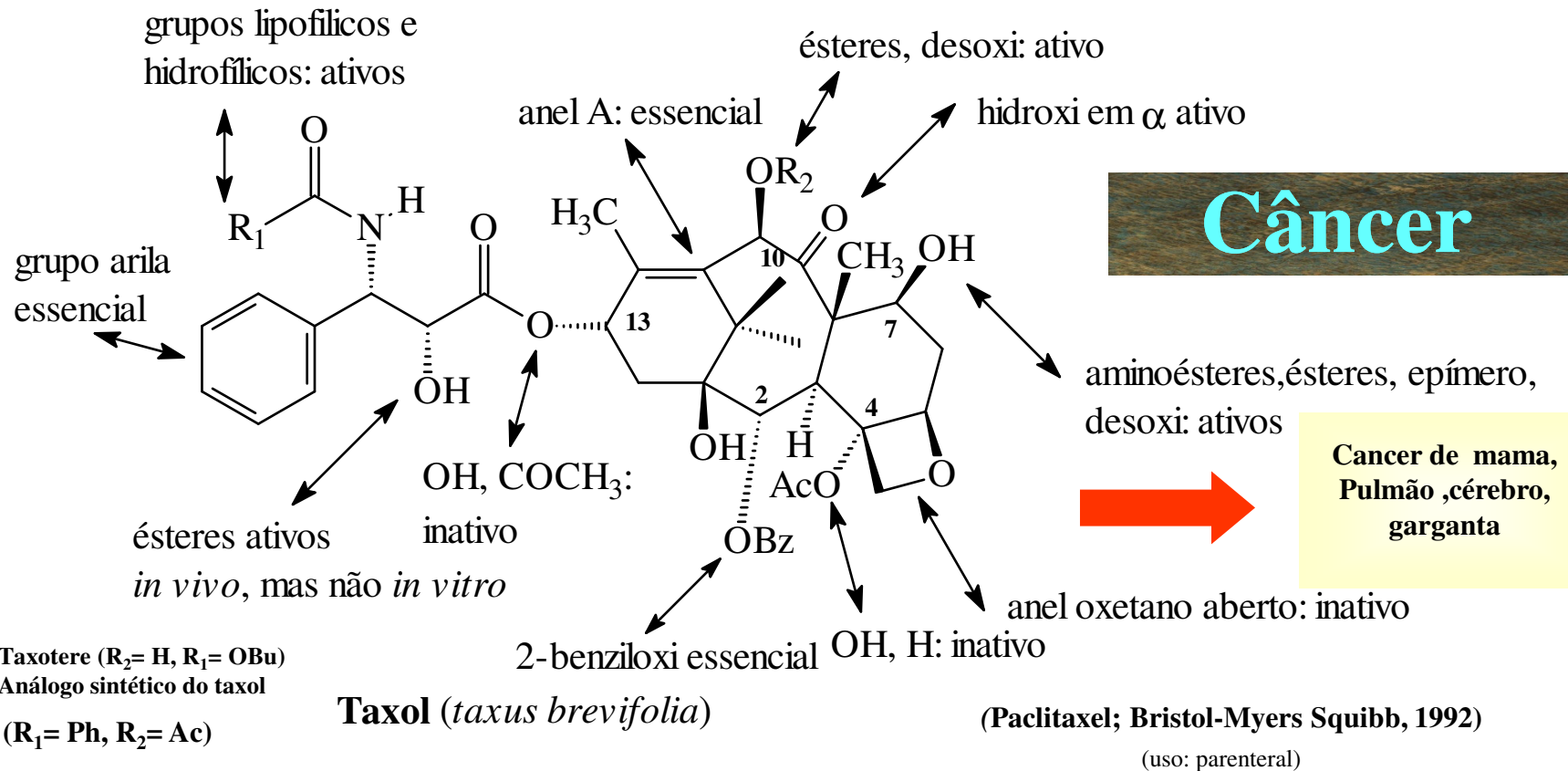
M. E. Wall,
 "Chronicles of Drug Discovery",
 D. Lednicer, vol.3, ACS, 1993,
 pp. 327-348



Taxus bacatta



SAR dos taxóides



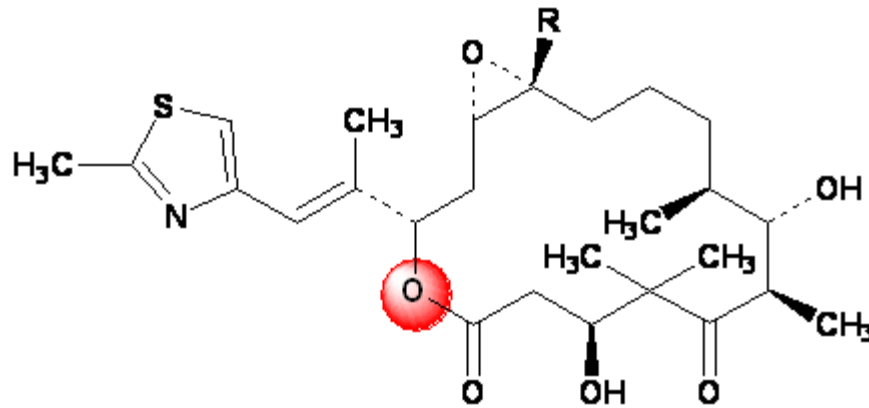
Baixa biodisponibilidade

Toxicidade: Medula óssea
Neutropenia

“Natural Compounds in Cancer Therapy: Promising Nontoxic Antitumor Agents from Plants and Other Natural Sources”, J. Boik, Medical Press, Princeton, 2001.

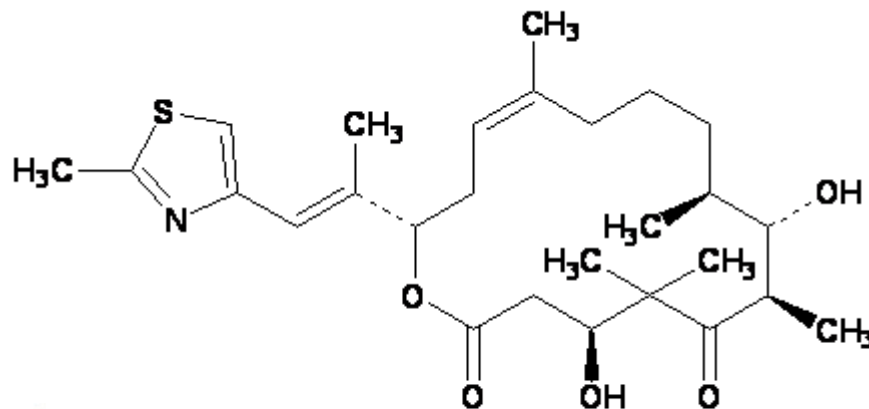


Isolada de Sorangium cellulosum em 1993



Epotilona A R = H

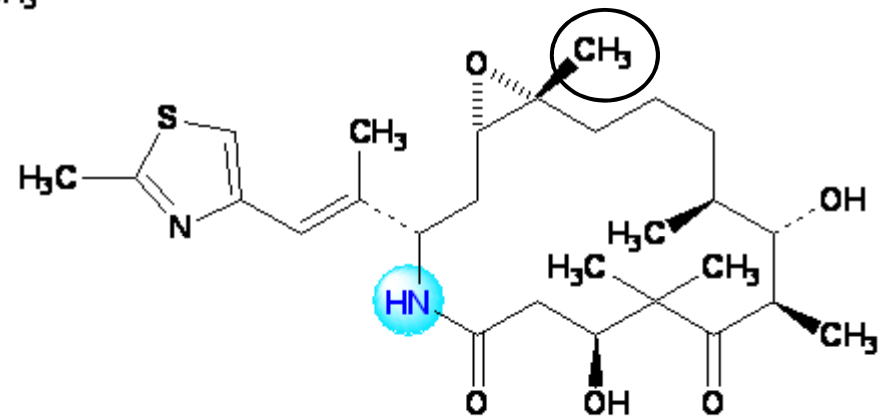
Epotilona B R = CH₃



Epotilona D

2007 - Primeiro membro da classe dos macrociclos de 16 membros (epotilonas) a ser aprovado pelo FDA para tratamento do câncer metastático de mama, atuando como inibidor de microtúbulos

Análogo semi-sintético



Ixabepilona

Ixempra^R

BMS, Out. 2007

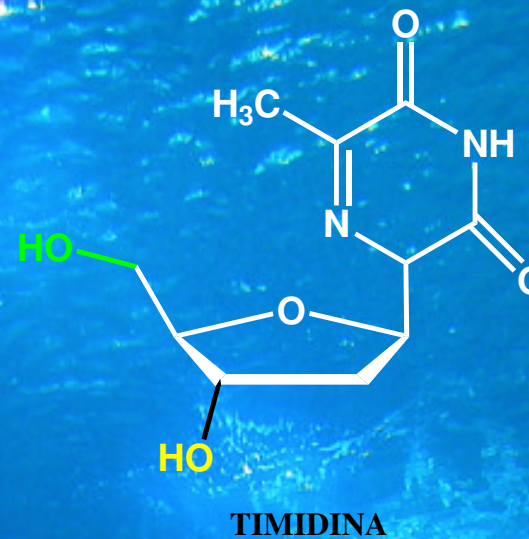
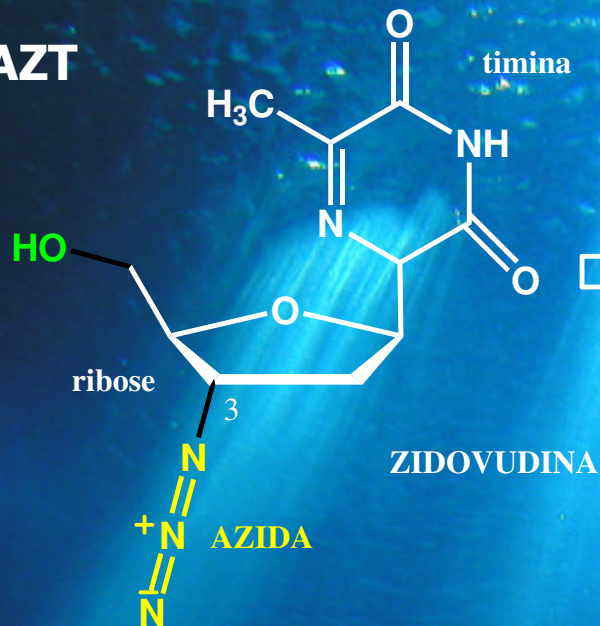
Via fermentativa bacteriana,
ativo em células taxano-R

A Conlin, M Fournier, C Hudis, S Kar, P. Kirkpatrick,
Nat. Rev. Drug Discov. **2007**, *6*, 953



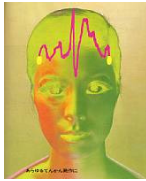


AZT



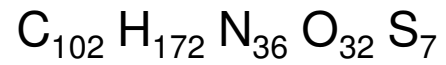
Primeiro anti-HIV inibidor da transcriptase-reversa



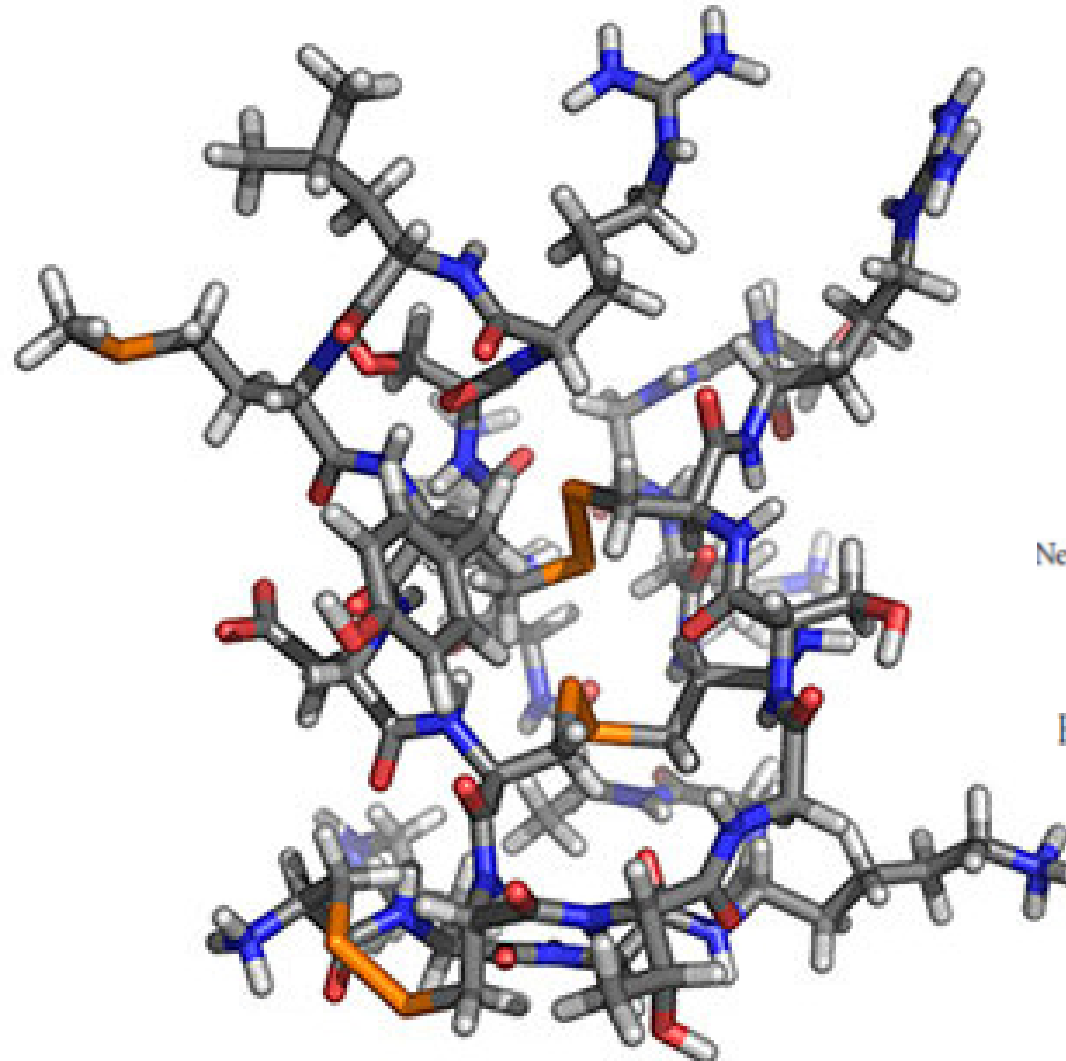


1980 - Michael McIntosh & Baldomero Olivera

Ziconotido



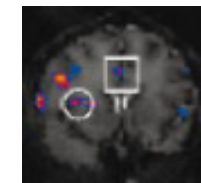
FDA em 28/12/2004; Eur Comm. em 22/02/2005
Uso intratecal



Conus magus

SNX-111
Neurex (Menlo Park, CA)

prialt
ZICONOTIDE
INTRATHECAL INFUSION
Elan Pharmaceuticals
(Dublin, Ireland)

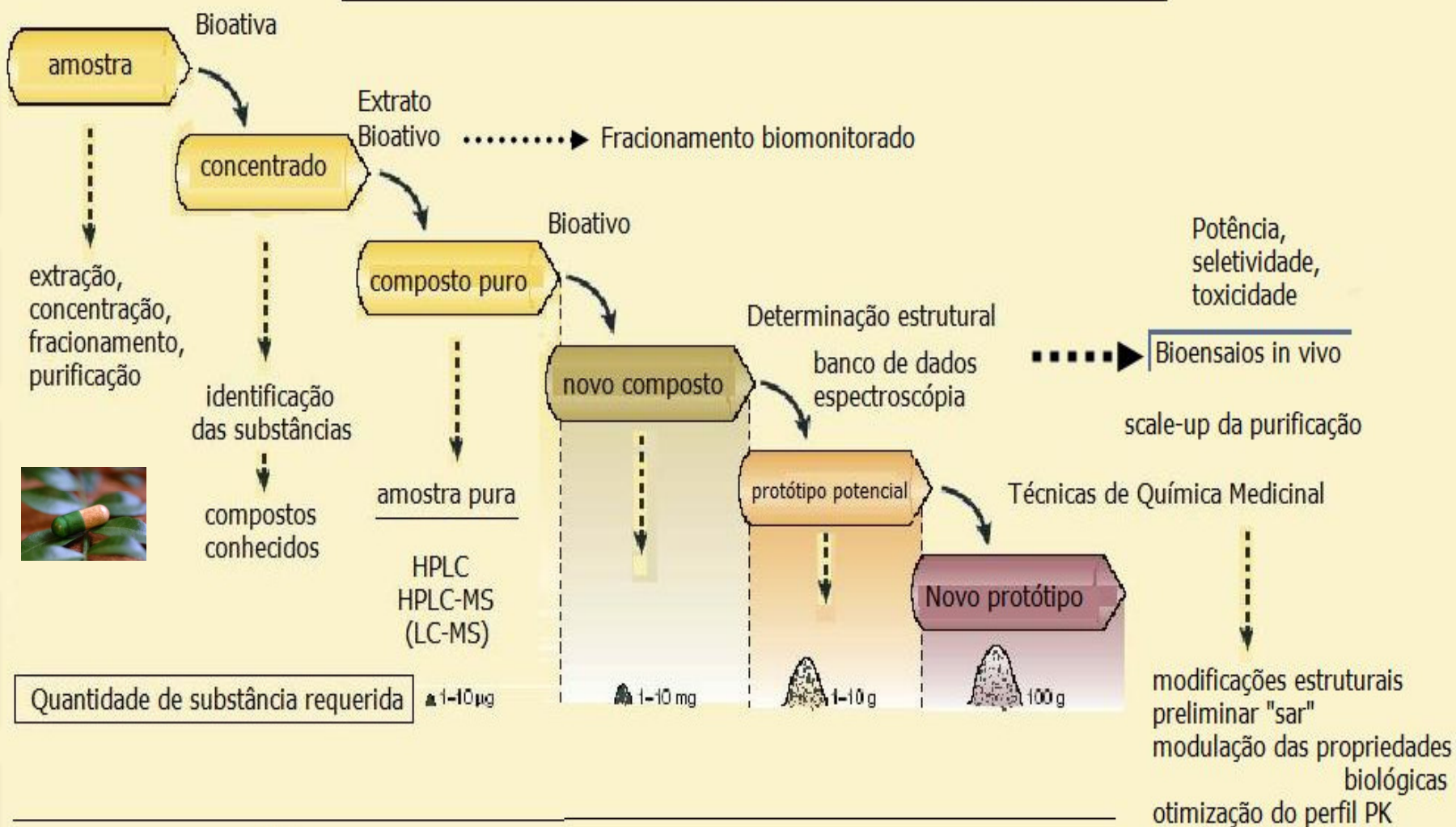


Antagonista de canais Ca^{++} voltagem dependentes tipo-N





Processo de descoberta de novos hits-naturais

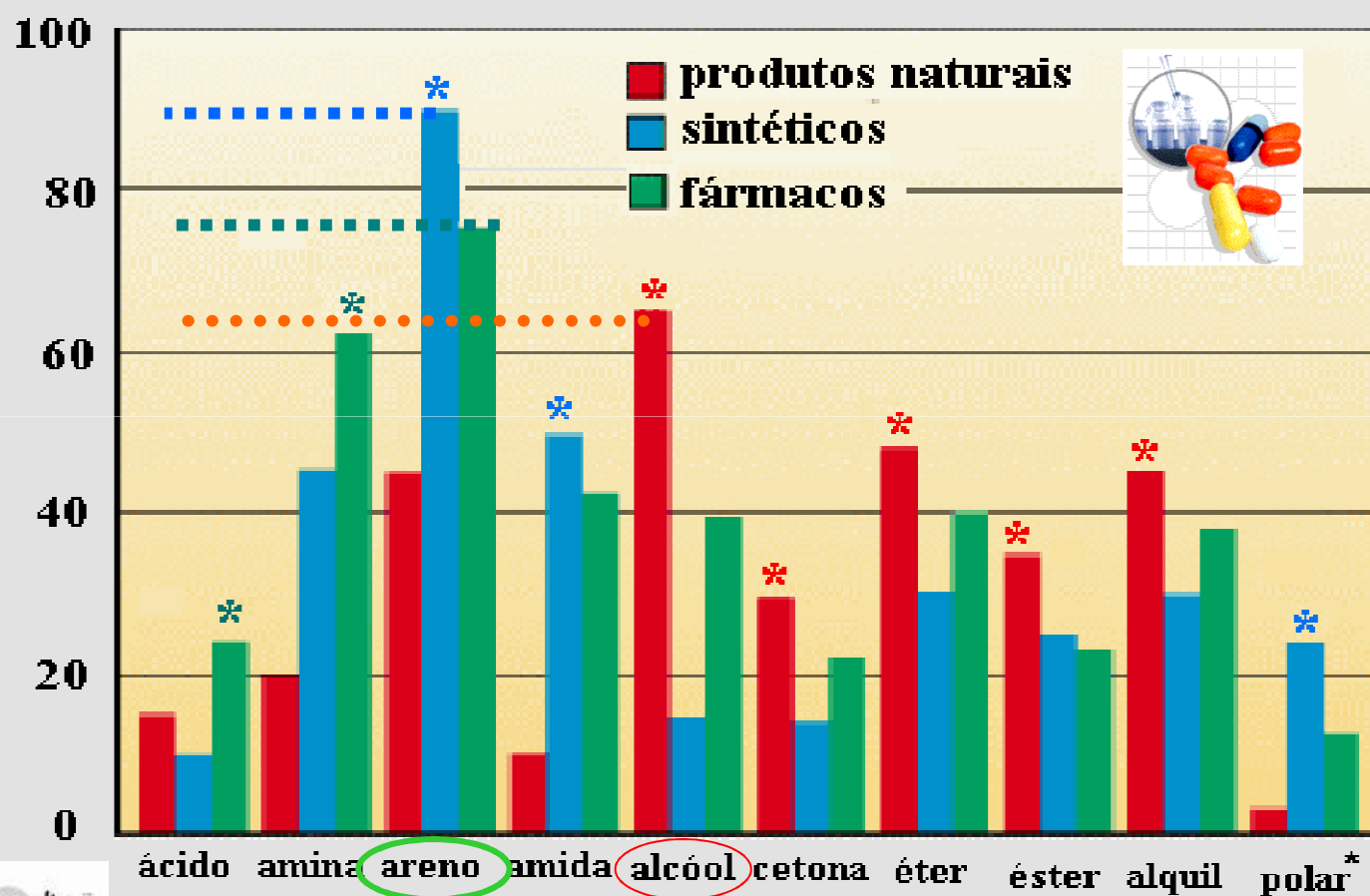


Adaptado de



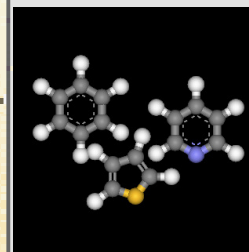
F. E. Koehn & G. T. Carter, The evolving role of natural products in drug discovery, Nature Review Drug Discovery, 2005, 4, 206-220

Frequência dos Grupos Funcionais Clássicos em Diferentes Compostos



* grupos polares: F, CN, NO₂

Fonte: *Angewandte Chemie*





Quim. Nova, Vol. 32, No. 3, 679-688, 2009


BIODIVERSIDADE: FONTE POTENCIAL PARA A DESCOBERTA DE FÁRMACOS

Eliezer J. Barreiro^a

Departamento de Fármacos, Faculdade de Farmácia, Centro de Ciências da Saúde, Universidade Federal do Rio de Janeiro, CP 68006, 21944-910 Rio de Janeiro - RJ, Brasil

Vanderlan da Silva Bolzani^{a,b*}

Instituto de Química, Universidade Estadual Paulista, Rua Francisco Degni, s/n, 14800-900, Araraquara - SP, Brasil



Recebido em 16/1/09; aceito em 6/4/09; publicado na web em 9/4/09

BIODIVERSITY: POTENTIAL SOURCE FOR DRUG DISCOVERY. In economic terms, biodiversity transcends the boundaries usually given to conventional industries because it is a valuable source of biological and chemical data of great use to drug discovery. Certainly, the use of natural products has been the single most successful strategy in the discovery of novel medicines, and most of the medical breakthroughs are based on natural products. Half of the top 20 best-selling drugs are natural products, and their total sales amounted to US\$ 16 billions shows the importance of natural products, which is evidenced by the new chemical entities (NCE) approved by regulatory authorities around the world in the past decade. Recently, the approval of the alkaloid galanthamine as a medicine to treat Alzheimer's disease shows that natural compounds from plants will continue to reach the market. The huge biological diversity of the Brazilian biomes, by its ability to generate new knowledge and technological innovation can be a fantastic alternative as raw material for drug discovery.






Universidade Federal do Rio de Janeiro



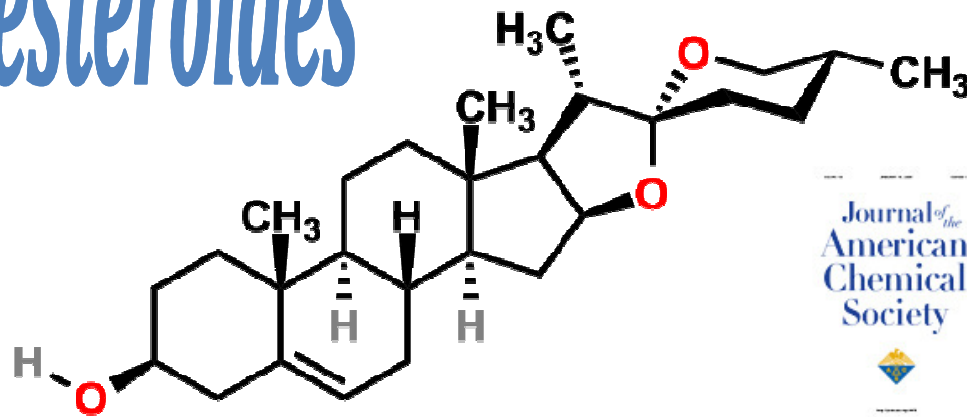
Os fármacos e os PN's



Química
Medicinal




esteróides



diosgenina



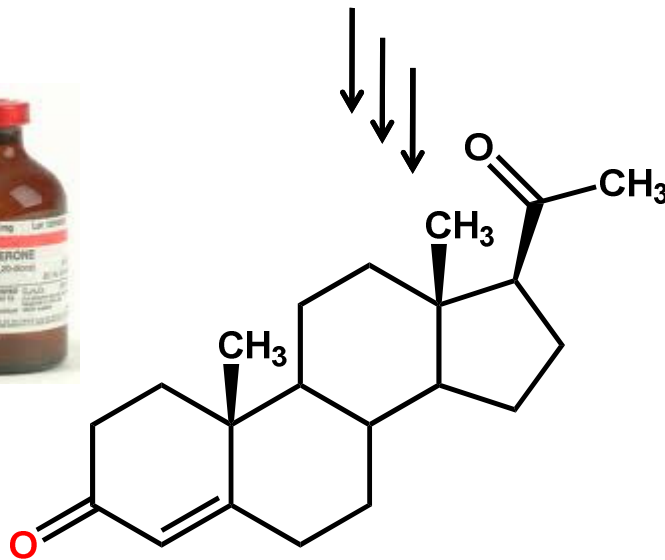
Laboratorios Syntex SA



Russell Marker 1902-1995


Dioscorea mexicana Scheidw

RE Marker, Sterols. CXIII. Sapogenins. XLII. The conversion of the sapogenins to pregnenolones". *J. Am. Chem. Soc.*, **62** 3350-3352 (1940); P Lehmann, A Bolivar, R Quintero, Russell E. Marker - Pioneer of the Mexican steroid industry, *J. Chem. Ed.*, **50**, 195-9 (1973).



progesterona

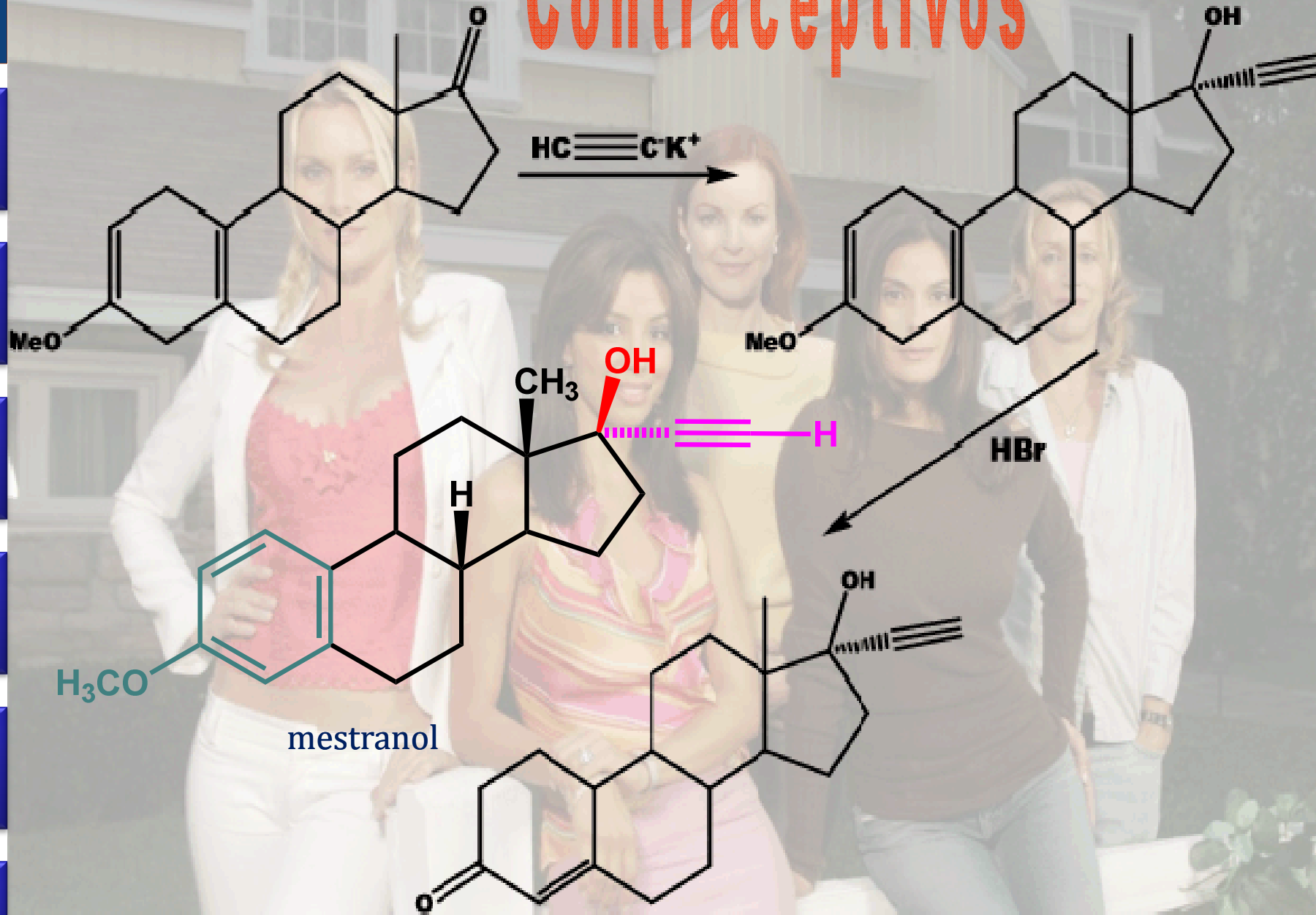
A Pilula Contraceptiva



Carl Djerassi



Contraceptivos



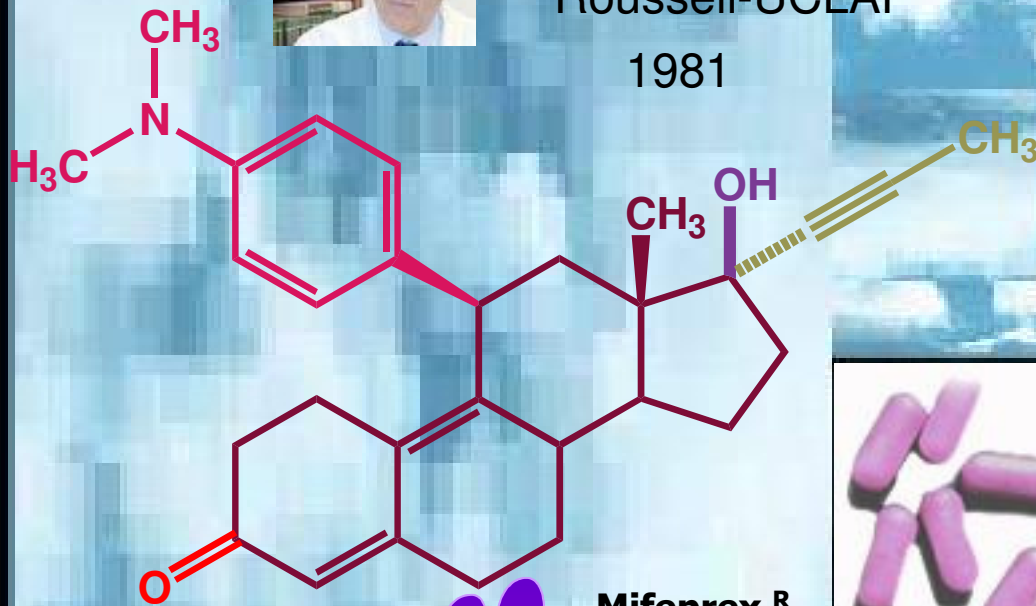


mifepristona



Etienne-Emile Beaulieu
Roussel-UCLAF

1981

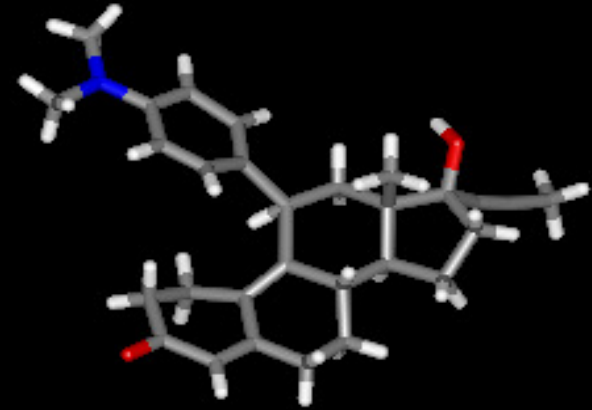


RU 486

Mifeprex[®]



Mifepristona



Pílula do dia seguinte





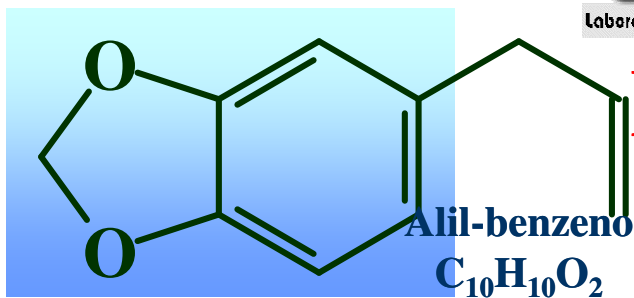
Produto natural
brasileiro abundante



Oléo de Sassafrás

Ocotea pretiosa Mezz.

Canela Sassafrás



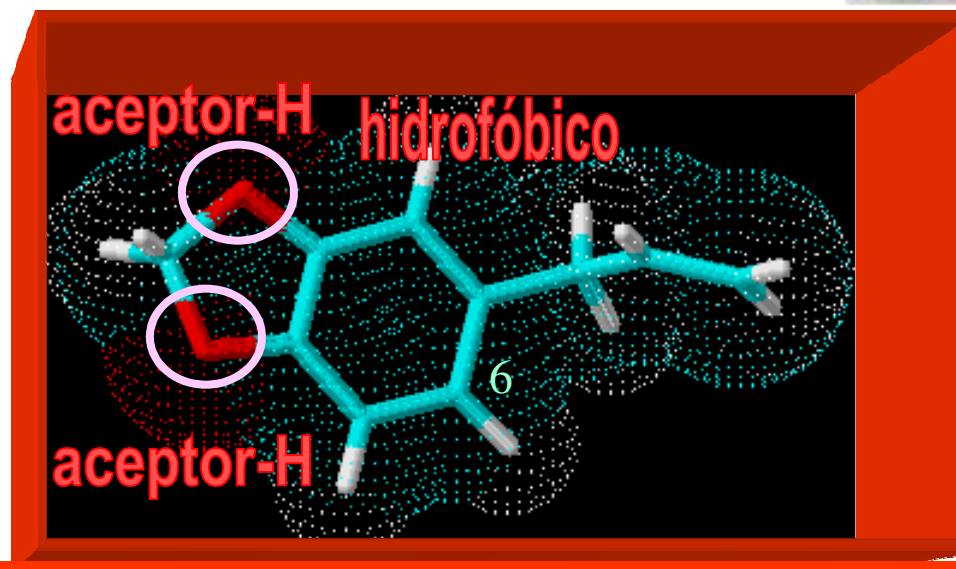
Pimenta longa



Safrol

Bióforo Natural

www.scielo.br

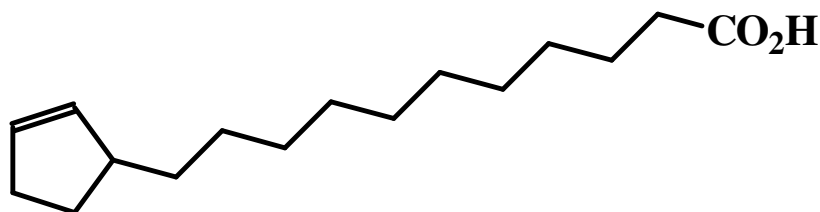


Embrapa Acre
32 hectares
90% de safrol
(Ro)

E. J. Barreiro & C. A. M. Fraga, "A Utilização do Safrol, Principal Componente Químico do Óleo de Sassafrás, na Síntese de Substâncias Bioativas na Cascata do Ácido Araquidônico: Anti-inflamatórios, Analgésicos e Anti-trombóticos", *Química Nova*, 22, 744 (1999).



Produtos naturais como blocos moleculares

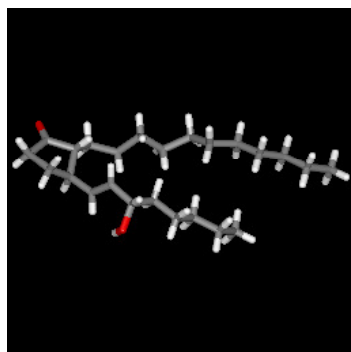


ácido hidnocárpico

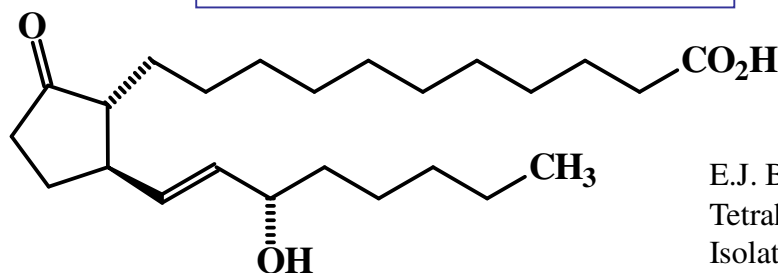
C. brasiliensis



Carpotroche brasiliensis, Endl
Flacourtiácea



Primeiras prostaglandinas
brasileiras



11-desoxi-tetrahomopGE₁

Sapucainha, Papo de anjo, Pau de cachimbo,
Canudo de pito, Fruta de cotia, Fruta de Macaco,
Beribá do mato; Fruta da lepra, Pau de lepra,
Ruchuchú

Ocorrência: Rio de Janeiro, Minas Gerais, Espírito
Santo, Bahia

E.J. Barreiro, L N LF Gomes, Prostaglandin Analogues. Synthesis of
Tetrahomoprostaglandin Derivatives From Natural Hydnocarpic Acid
Isolated From Sapucainha Oil..*J. Chem. Res.* **1983**, 2701

EJ Barreiro, LNLG Gomes, Novo Método de Síntese de Prostaglandinas
Modificadas da Série 11-desoxi PG E1". **INPI, PI 38201866**, 02/04/1982
Chem. Abstr., 100, 17452lu (1984)].



Universidade Federal do Rio de Janeiro

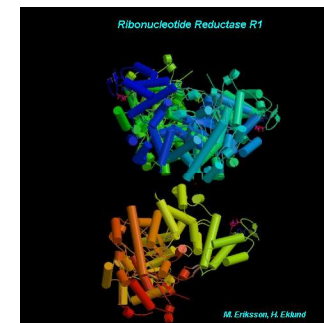


Os fármacos e os biorreceptores



SBOQ

ANO
INTERNACIONAL
DA QUÍMICA



Química
Medicinal



Os fármacos atuam em alvos terapêuticos...

Química Medicinal

... os **biorreceptores**.



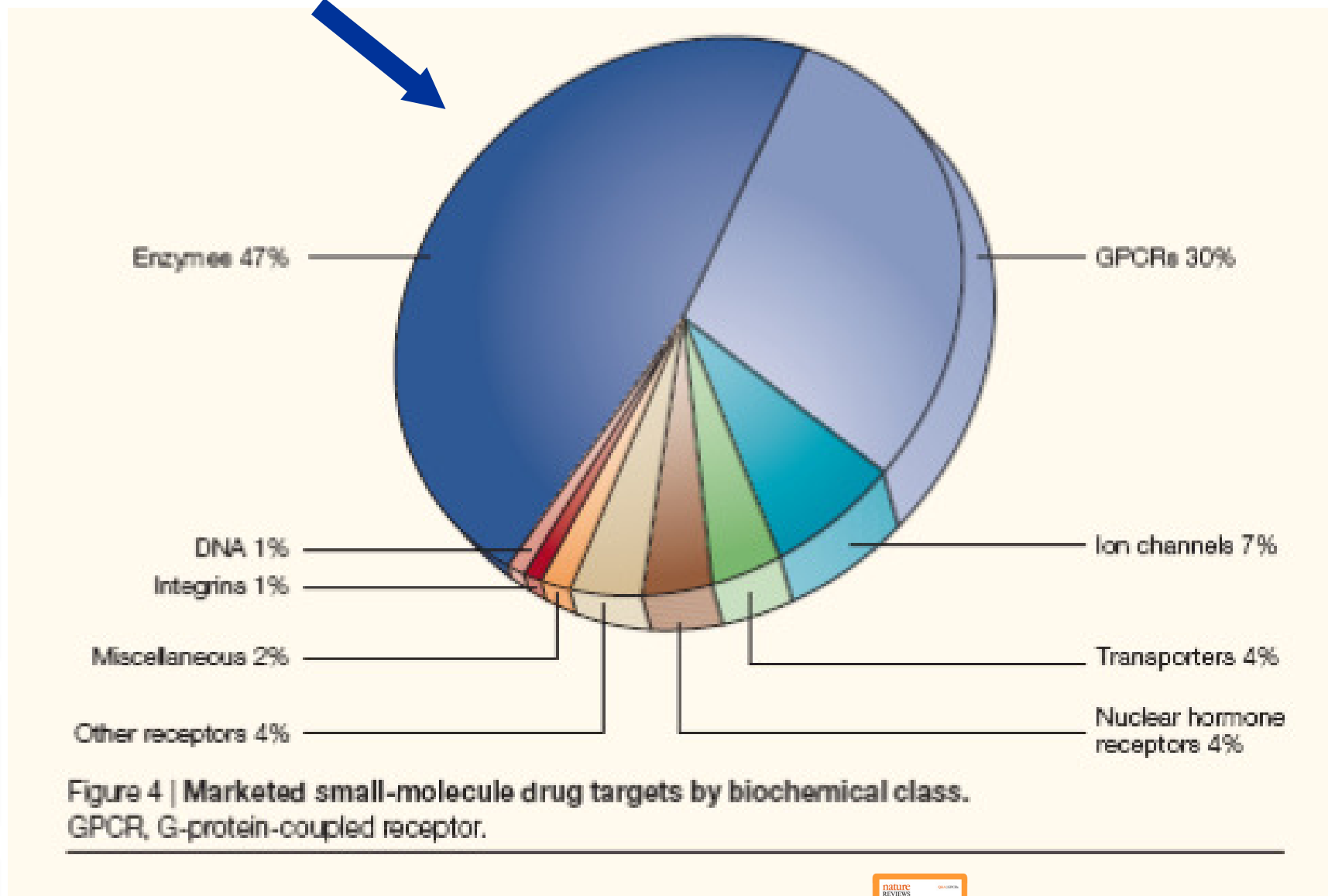
Estima-se que hoje sejam **483***
os alvos-terapêuticos envolvidos
na resposta de todos os fármacos
que totalizam **1204 moléculas.&**



* J. Drews, "Editorial: What's in a number?", *Nature Rev. Drug Discov.* **2006**, *5*, 975;
J. Drews & S. Ryser, Classic drug targets, *Nature Biotechnol.* **1997**, *15*, 1318;
& J.P. Overington, A-L Bissan & A.L. Hopkins, *Nature Rev. Drug Discov.* **2006**, *5*, 993;
Estes autores estimam em 324 os biorreceptores de todos os fármacos contemporâneos.

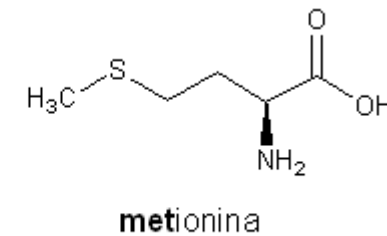
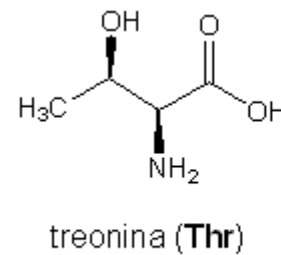
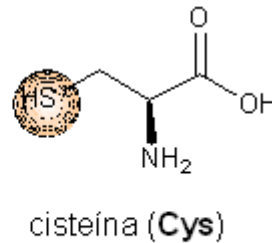
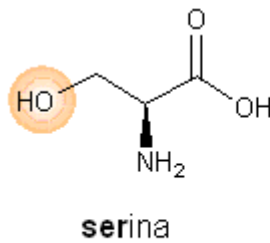
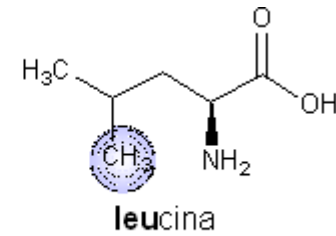
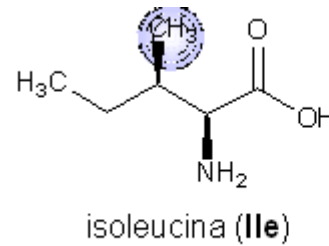
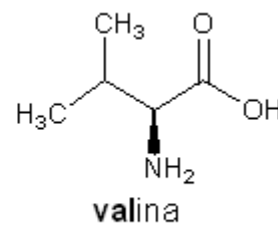
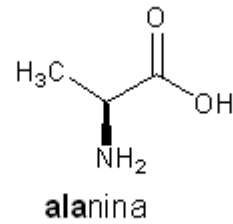
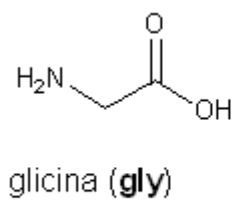


A maioria dos biorreceptores dos fármacos contemporâneos são enzimas ...

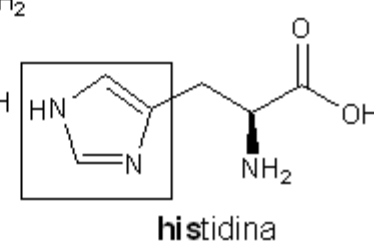
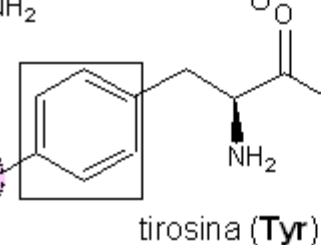
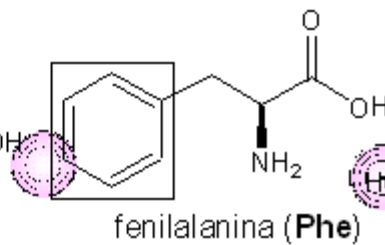
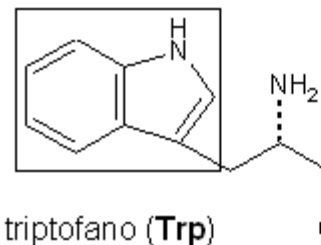
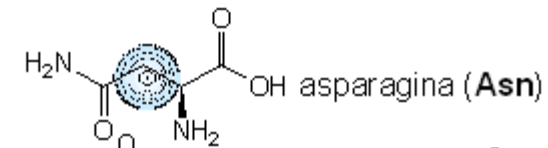
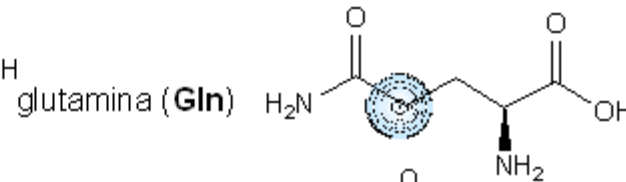
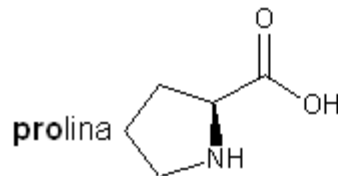
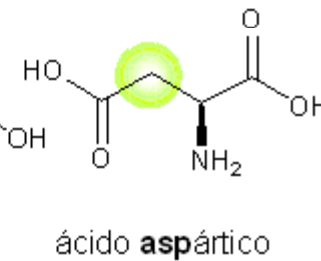
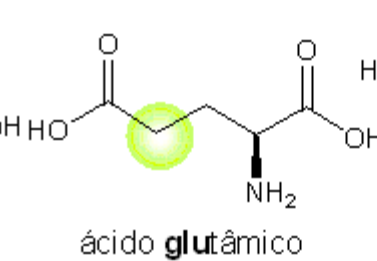
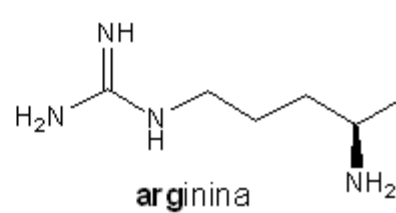




O "alfabeto" protéico ...

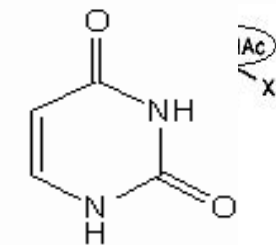
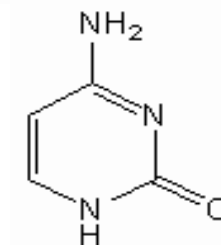
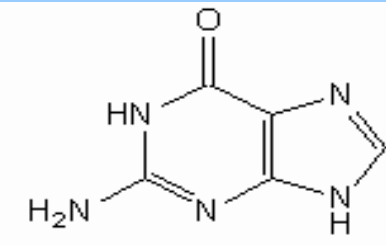
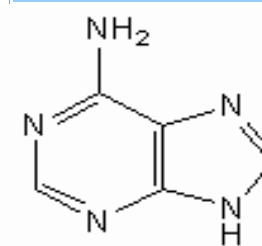
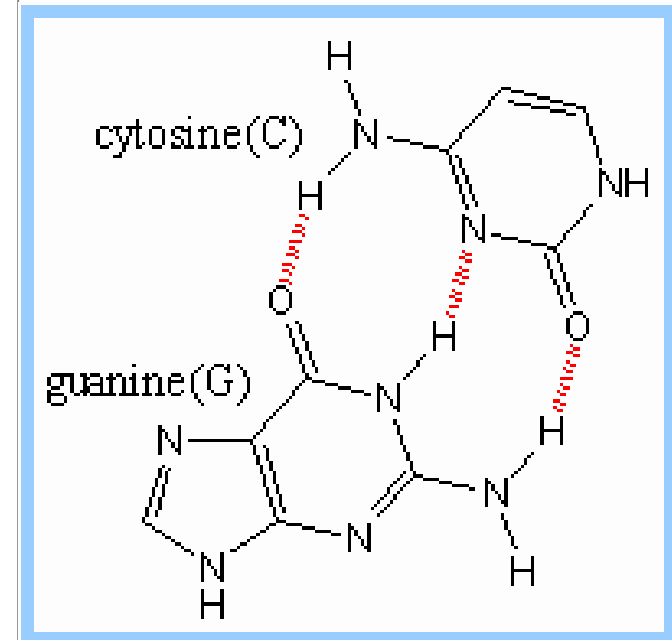
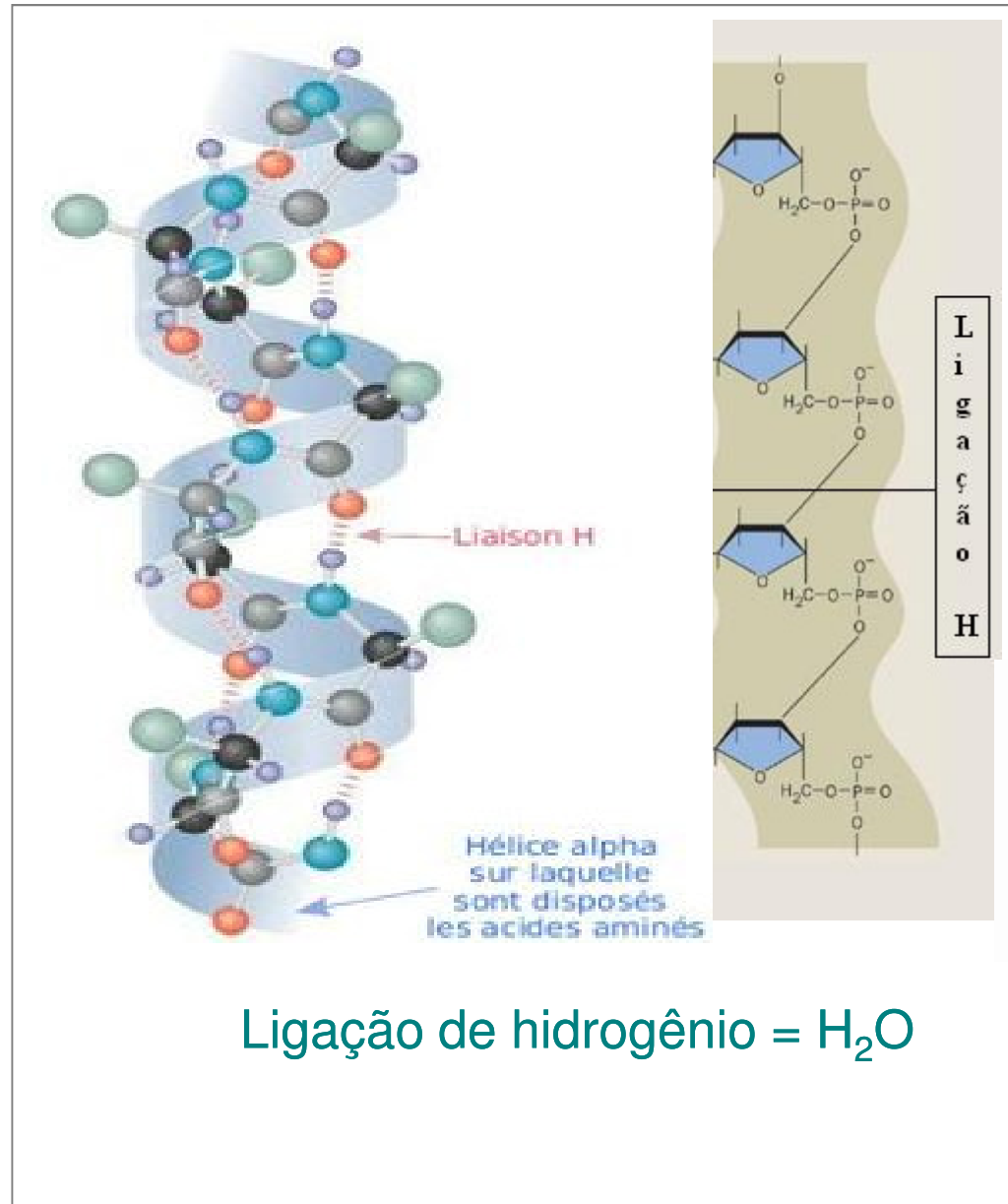


lisina (**Lys**)





Proteínas, carboidratos, DNA, lipídeos, canais iônicos





A quimiodiversidade na natureza...

20 amino-ácidos essenciais

↓
400 dipeptídeos

8.000 tripeptídeos...

64.000.000 hexa peptídeos

↓
 10^{400} proteínas com PM ~ 30 kD



São conhecidos *ca.* 19 milhões de compostos orgânicos
(300-500 Da)


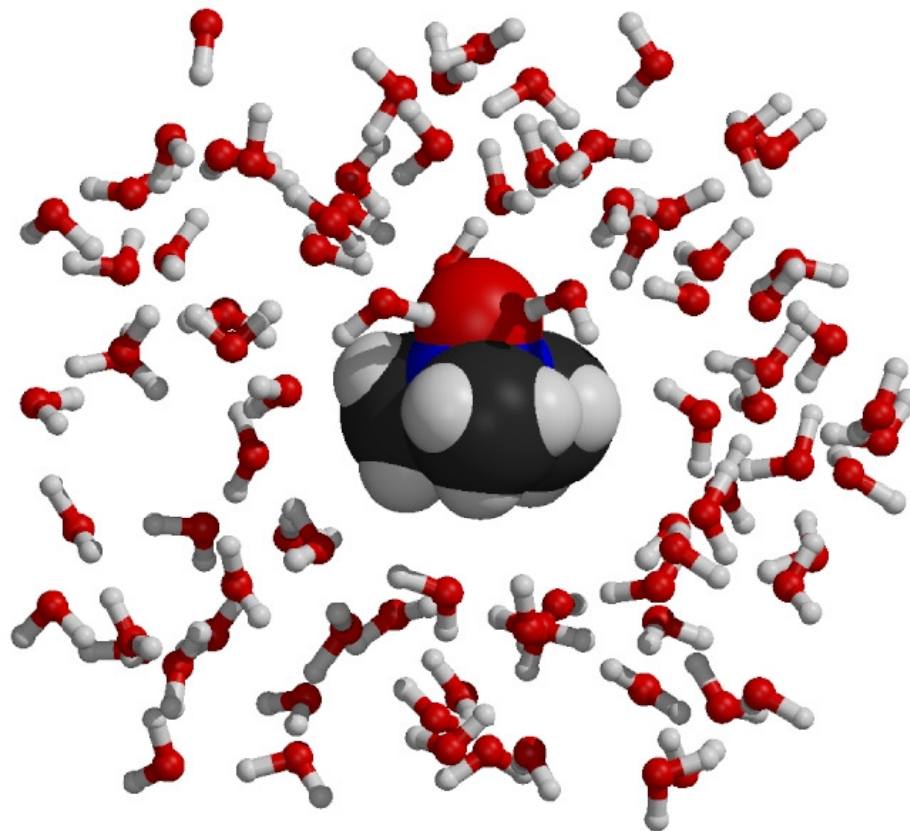
100 amino-ácidos modificados

↓
ca. 1.000.000.000.000 hexapeptídeos...

... e apenas 4 bases nucleicas codificam todos os organismos !



A importância das “*ligações*” frágeis...



“*ligações*”
de hidrogênio ...



Linus Pauling, 1939





Química
Medicinal

O Paradigma
de Ehrlich &
Fischer



Emil Fischer
 1852-1919
1902
 E. Fischer, Ber. Dtsch.
 Chem. Ges. 1890, 23, 799



Paul Ehrlich
 1854-1915
1908

O paradigma de Ehrlich & Fischer



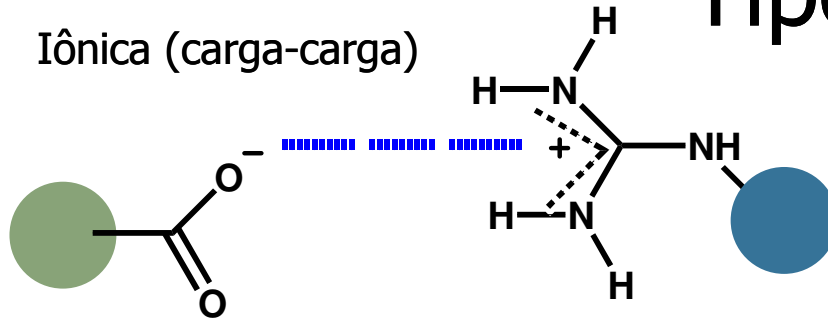
"In patients with locally advanced or high-risk local prostate cancer, addition of local radiotherapy to endocrine treatment halved 10-year prostate-cancer-specific mortality."

P. Ehrlich, *Chemotherapeutics: scientific principles, methods and results.* *Lancet* 1913, 2, 445



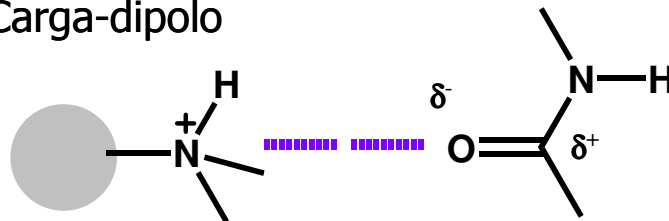
Tipos de interações F-R

Iônica (carga-carga)



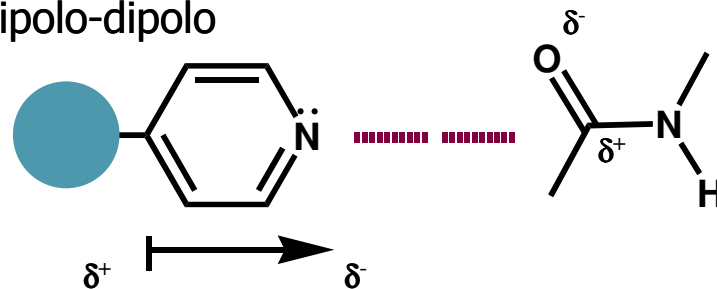
$$\Delta G = 20-40 \text{ kJ/mol}$$

Carga-dipolo



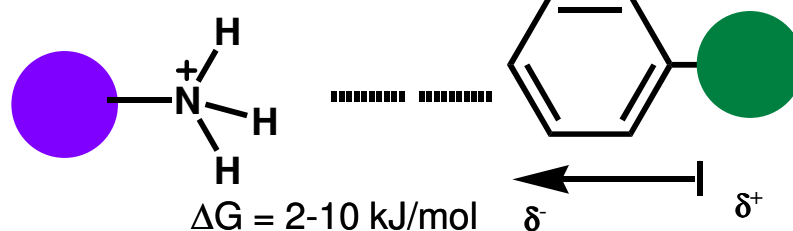
$$\Delta G = 12-20 \text{ kJ/mol}$$

Dipolo-dipolo



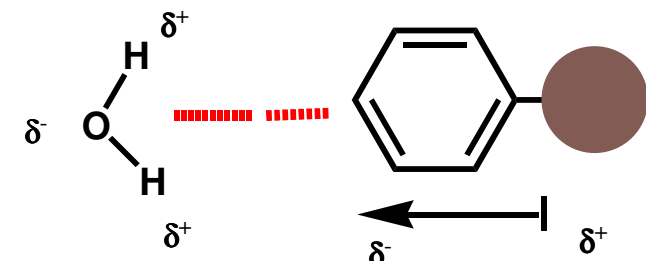
$$\Delta G = 4-12 \text{ kJ/mol}$$

Carga-dipolo induzido



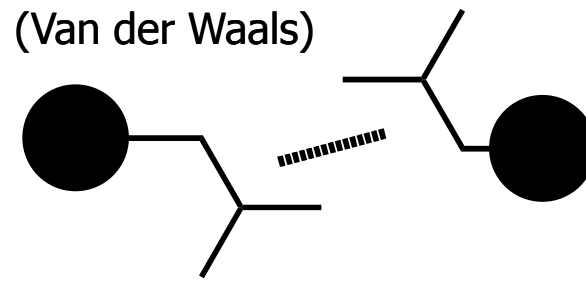
$$\Delta G = 2-10 \text{ kJ/mol}$$

Dipolo induzido-dipolo



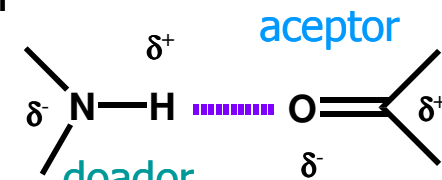
$$\Delta G = 2 \text{ kJ/mol}$$

Dispersão (Van der Waals)



$$\Delta G = 2-4 \text{ kJ/mol}$$

Ligação-H



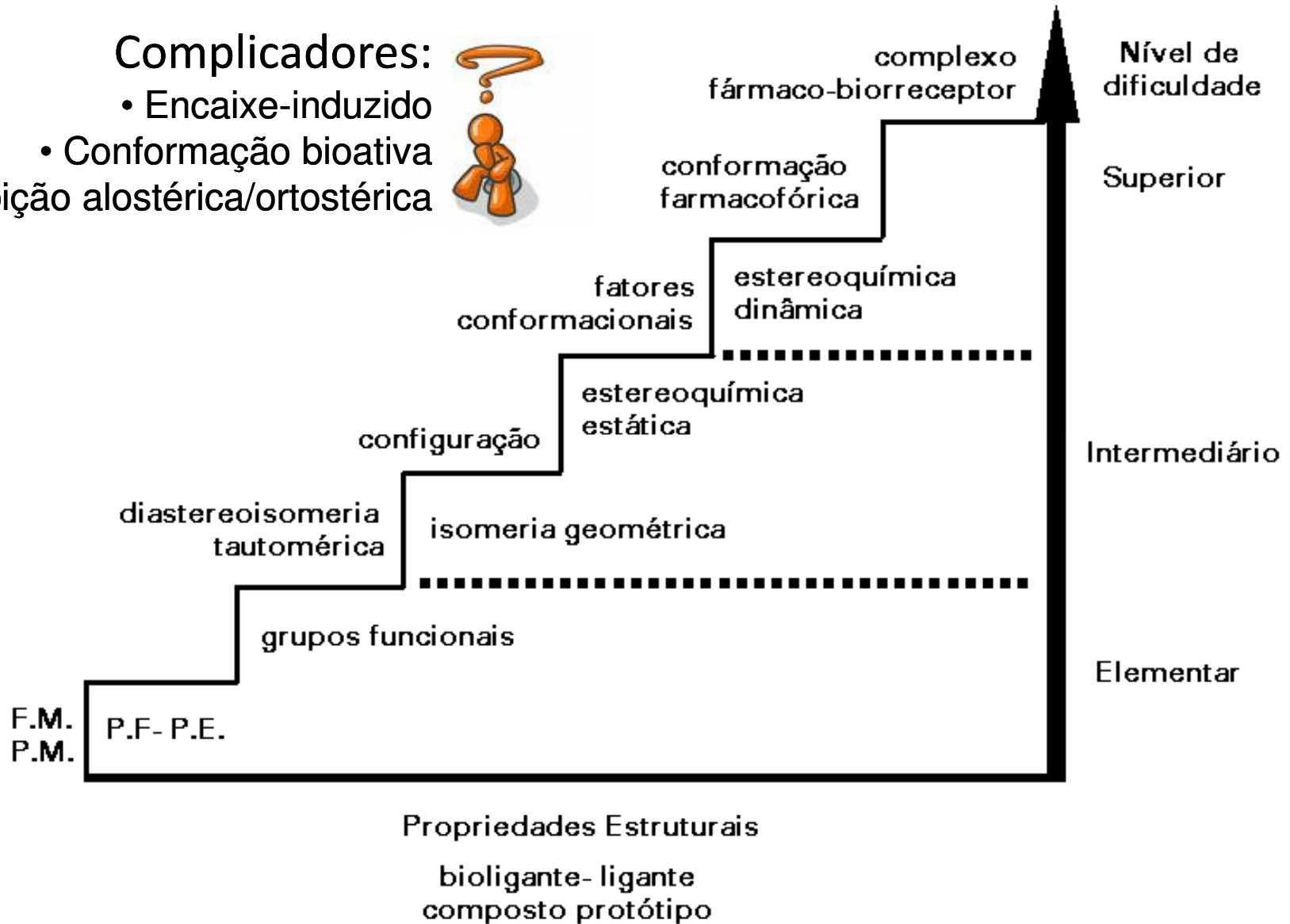
$$\Delta G = 4-30 \text{ kJ/mol}$$



Nível hierárquico da descrição da complementaridade F-R

Complicadores:

- Encaixe-induzido
- Conformação bioativa
- Inibição alostérica/ortostérica



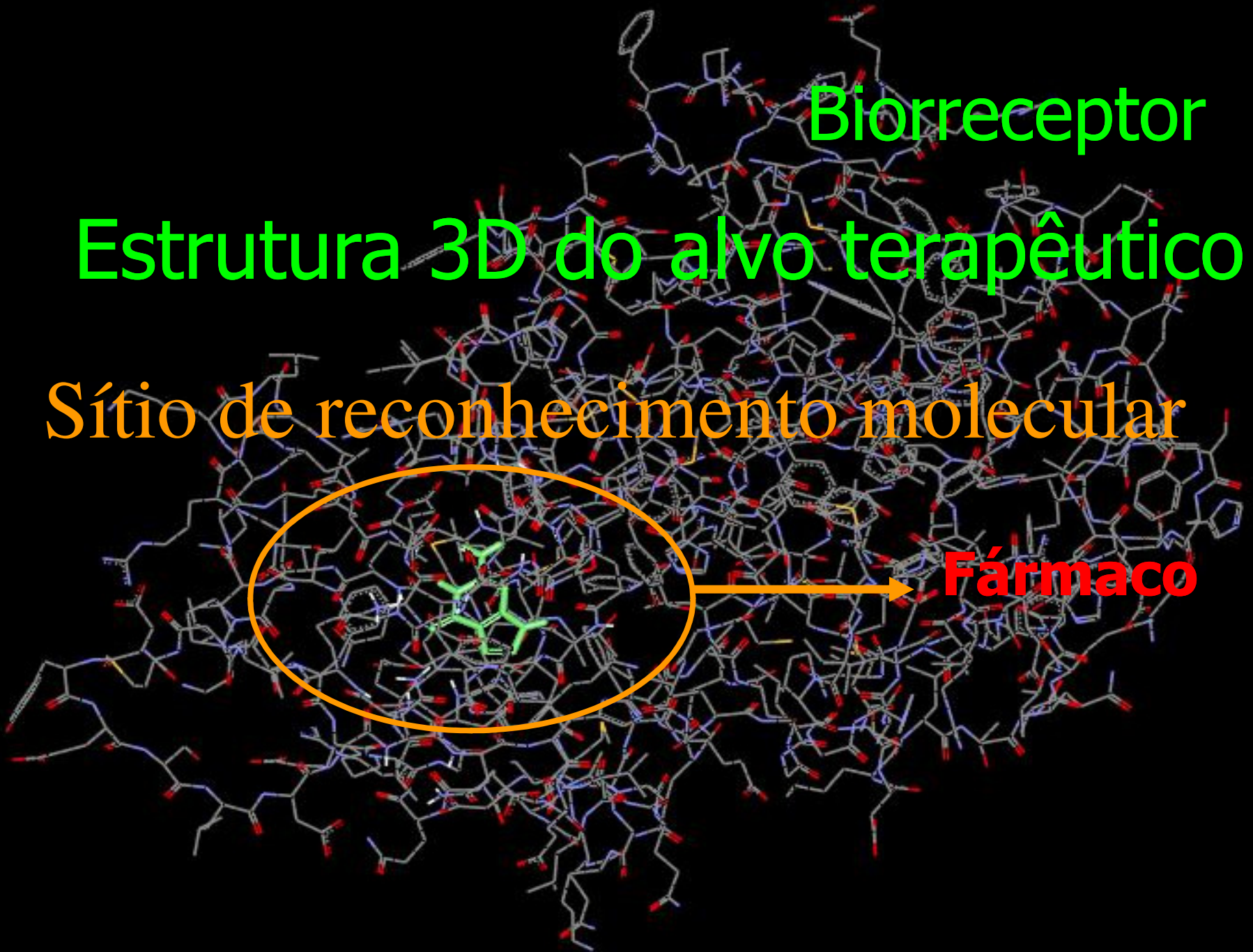


Biorreceptor

Estrutura 3D do alvo terapêutico

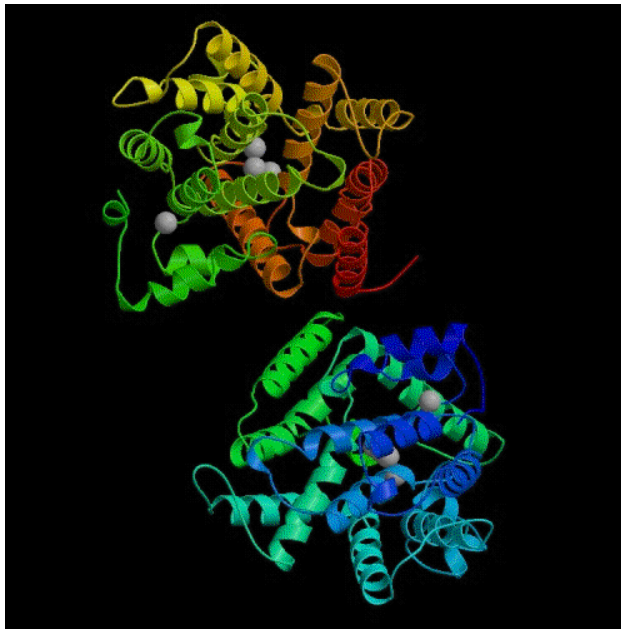
Sítio de reconhecimento molecular

Fármaco





Estruturas cristalográficas disponíveis no PDB

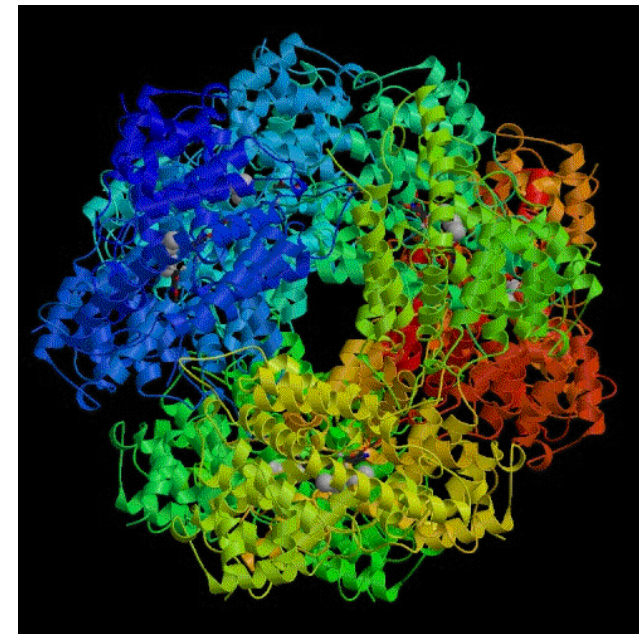


PDE4B - 1F0J

351 resíduos

Metodo: Difração de Raio-X

Resolução: **1.77 Å**





PDE4D - 1MKD

328 resíduos

Metodo: **Difração de Raio-X**

Resolução: **2.90 Å**





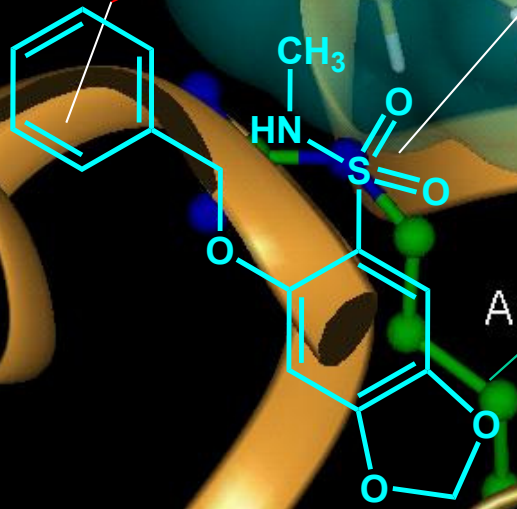
Arg513

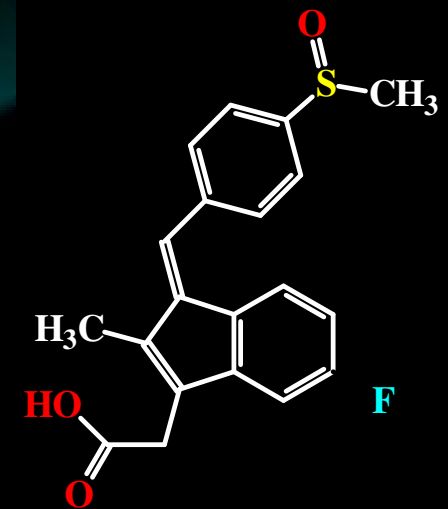
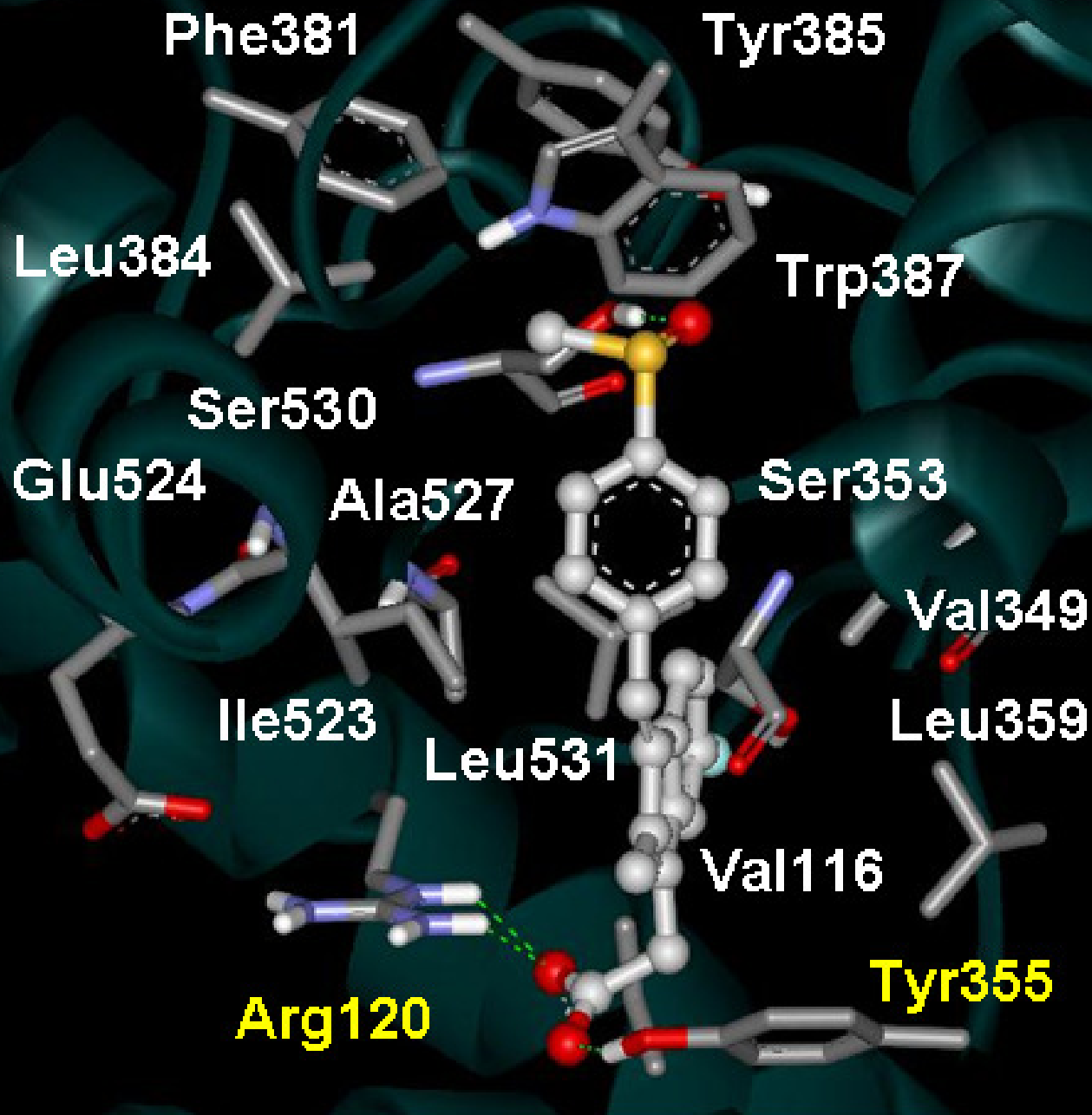
Phe518

Tyr385

Ser530

Arg120



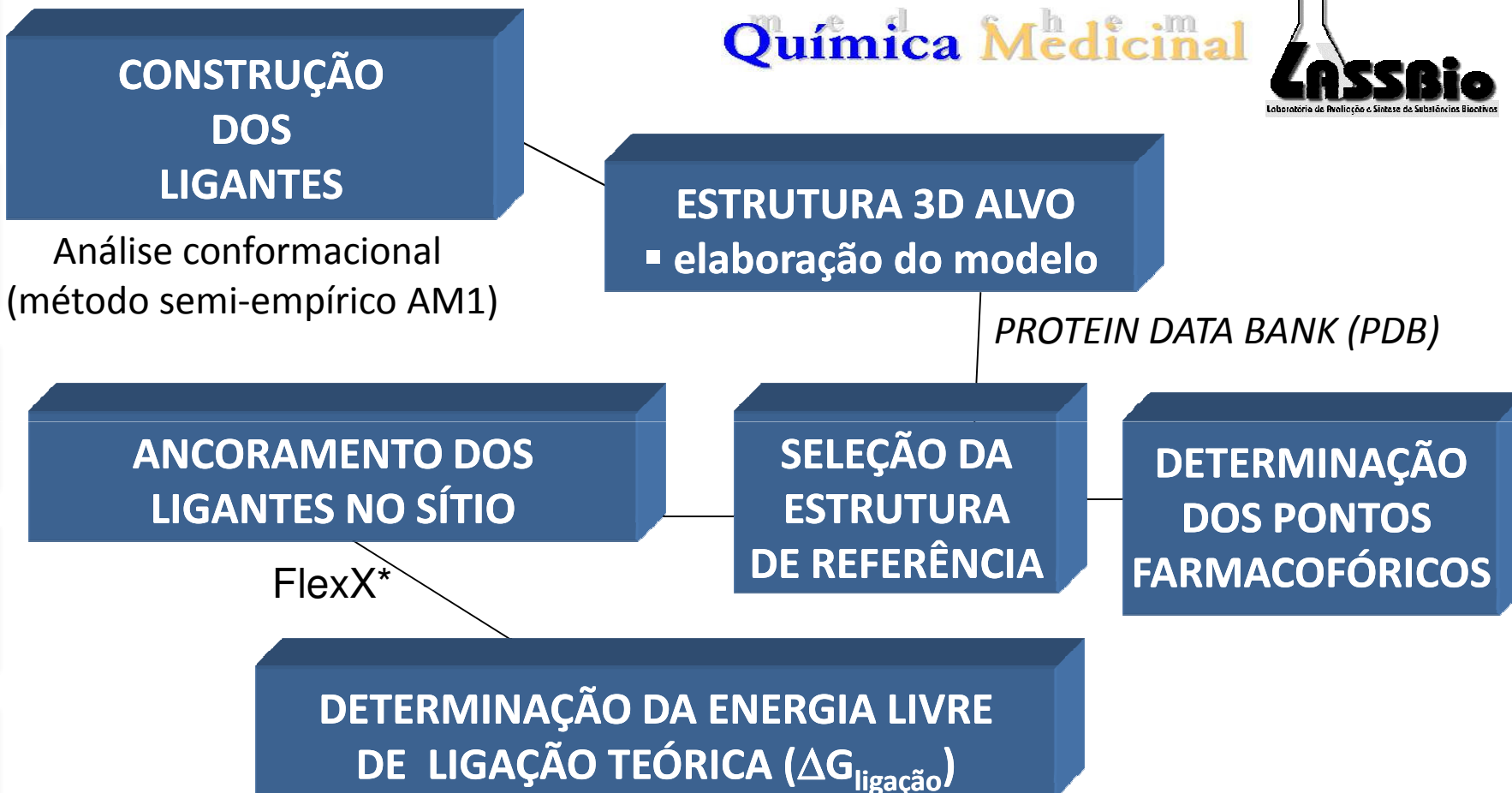


Interações do sulindaco com COX-1



Metodologia: Estudos de *docking*

Química Medicinal

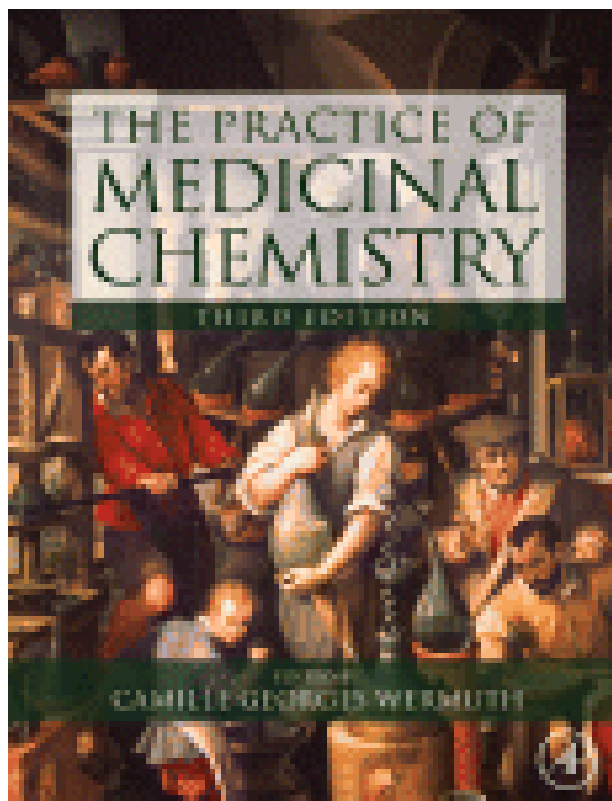


* FlexX one of the most cited commercial docking software

Sybyl, Version 8.0, Tripos Associates: St. Louis, MO, 2007 (Licença # 7512)

Spartan Pro; Wavefunction, Inc. 18401 Von Karman Avenue, Suite 370. Irvine, California 92612, USA (Licença # 1-001259)

FlexiDock; GLIDE; Gold; AutoDock (GNU) General Public License;



Parte 2

J. Proudfoot Ed.

Section

Capítulo 10

T Langer & S D Bryant

In Silico screening: hit
finding from database
mining